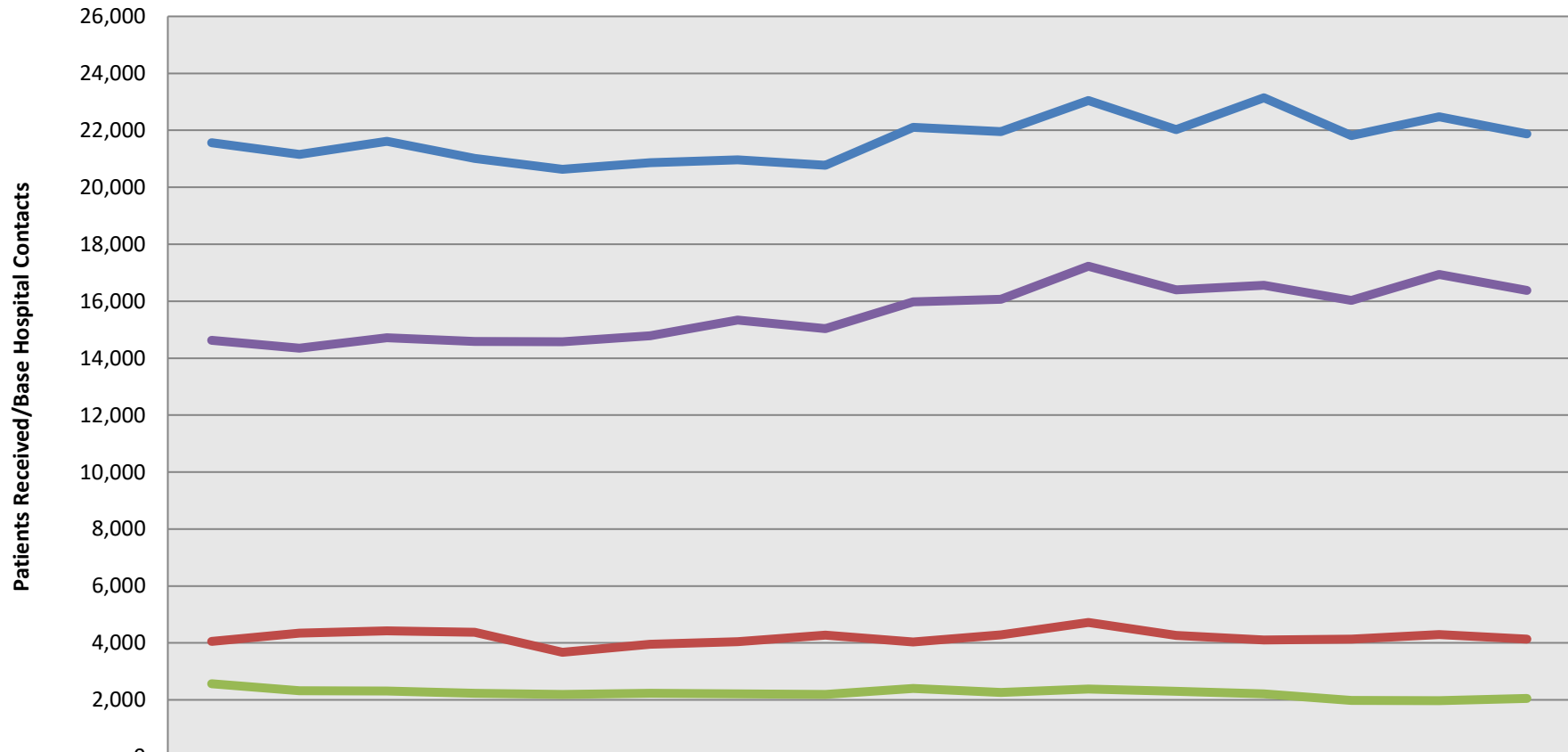
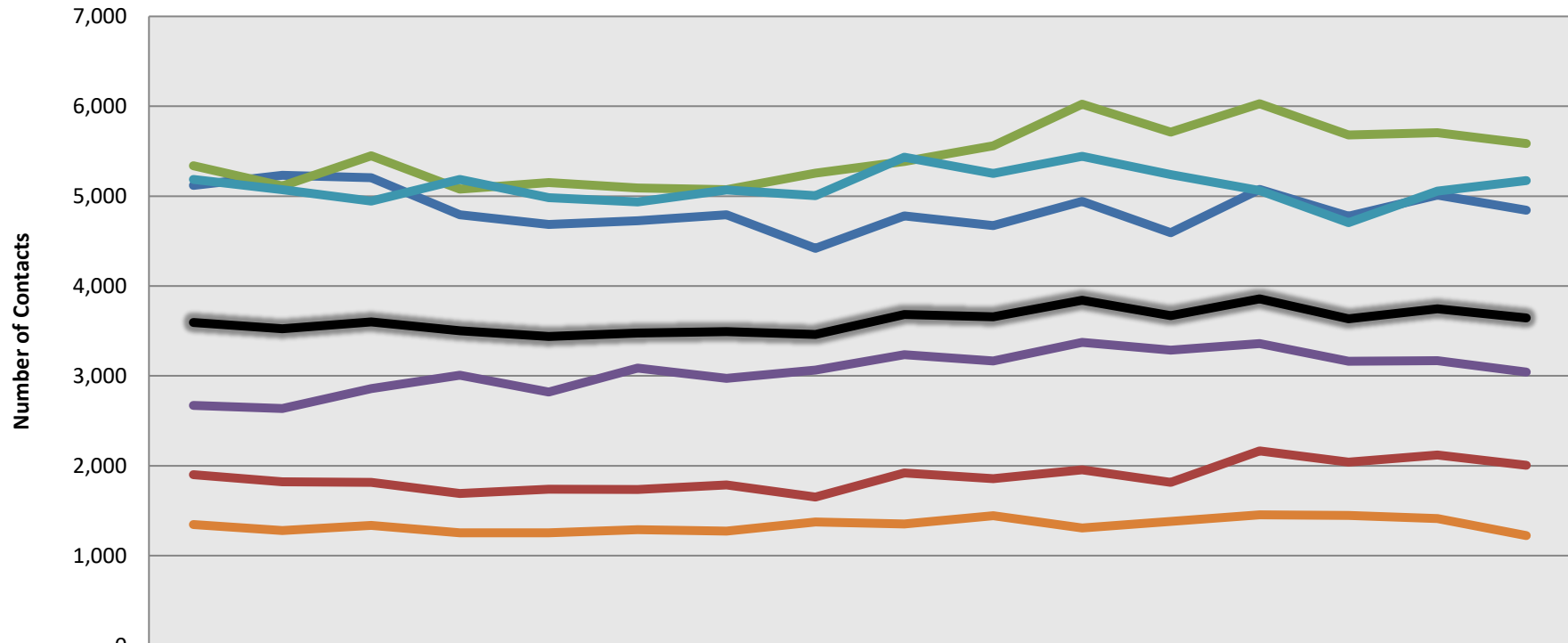


San Bernardino County Base Hospital Statistics 2013 - 2016 By Quarter



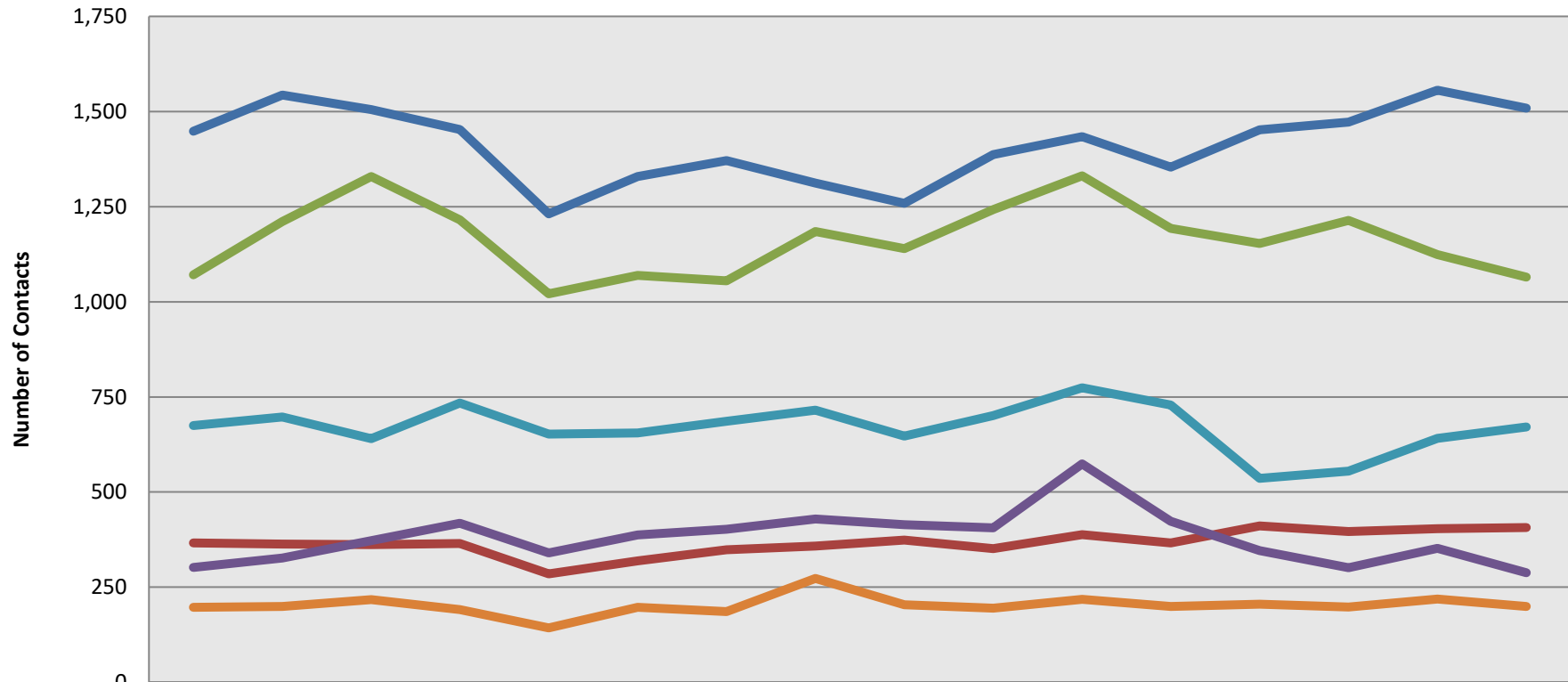
	1st	2nd	3rd	4th	1st	2nd	3rd	4th	1st	2nd	3rd	4th	1st	2nd	3rd	4th
	2013				2014				2015				2016			
Contacts	21,562	21,153	21,609	21,010	20,631	20,863	20,964	20,773	22,106	21,953	23,044	22,026	23,142	21,813	22,474	21,873
Trauma	4,059	4,340	4,425	4,376	3,672	3,956	4,048	4,272	4,038	4,282	4,719	4,264	4,103	4,136	4,296	4,139
Peds	2,567	2,327	2,310	2,227	2,189	2,230	2,211	2,187	2,405	2,259	2,383	2,304	2,209	1,984	1,973	2,051
Received	14,628	14,350	14,717	14,586	14,581	14,785	15,339	15,036	15,980	16,066	17,227	16,394	16,562	16,025	16,936	16,383

San Bernardino County Base Hospital Contacts By Hospital 2013 - 2016 By Quarter



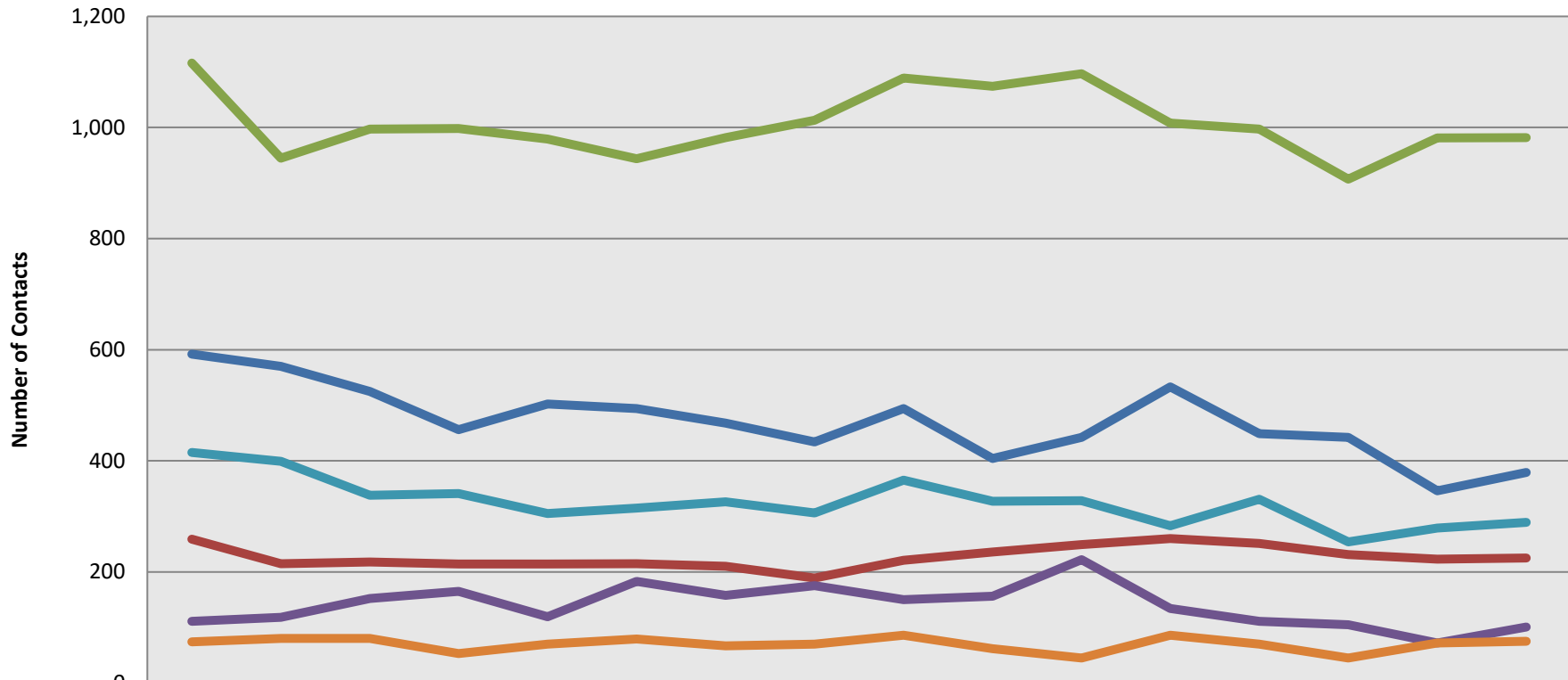
	1st	2nd	3rd	4th	1st	2nd	3rd	4th	1st	2nd	3rd	4th	1st	2nd	3rd	4th
	2013				2014				2015				2016			
ARMC	5,118	5,232	5,204	4,793	4,686	4,727	4,792	4,419	4,780	4,673	4,941	4,593	5,074	4,777	5,011	4,844
CVMC	1,901	1,820	1,815	1,691	1,739	1,735	1,786	1,652	1,920	1,858	1,954	1,815	2,165	2,041	2,121	2,004
LLUMC	5,338	5,113	5,449	5,077	5,150	5,091	5,072	5,257	5,386	5,561	6,024	5,712	6,028	5,681	5,706	5,586
RDCH	2,672	2,637	2,859	3,008	2,820	3,086	2,974	3,066	3,237	3,165	3,373	3,286	3,360	3,163	3,169	3,043
SARH	5,187	5,071	4,945	5,187	4,982	4,936	5,068	5,005	5,432	5,253	5,443	5,240	5,061	4,705	5,056	5,173
HDMC	1,346	1,280	1,337	1,254	1,254	1,288	1,272	1,374	1,351	1,443	1,309	1,380	1,454	1,446	1,411	1,223
Ave	3,594	3,526	3,602	3,502	3,439	3,477	3,494	3,462	3,684	3,659	3,841	3,671	3,857	3,636	3,746	3,646

San Bernardino County Trauma Patients Base Hospital Contacts By Hospital 2013 - 2016 By Quarter



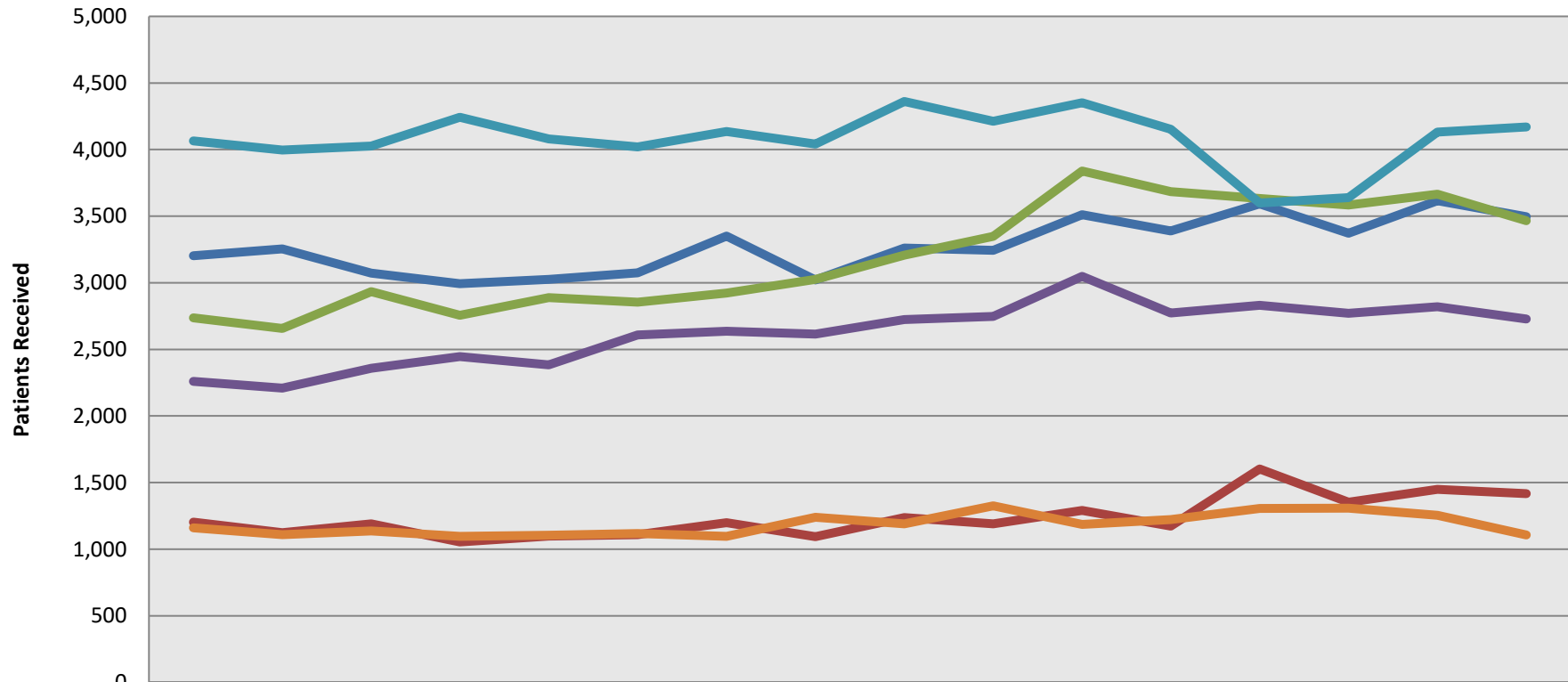
	1st	2nd	3rd	4th	1st	2nd	3rd	4th	1st	2nd	3rd	4th	1st	2nd	3rd	4th
	2013				2014				2015				2016			
ARMC	1,448	1,543	1,505	1,453	1,231	1,329	1,371	1,312	1,259	1,387	1,434	1,354	1,452	1,472	1,556	1,509
CVMC	366	363	362	365	285	319	348	358	374	351	388	366	411	396	404	407
LLUMC	1,071	1,211	1,329	1,215	1,021	1,069	1,055	1,185	1,140	1,242	1,331	1,193	1,153	1,214	1,124	1,065
RDCH	302	327	372	418	340	387	402	429	414	406	574	423	346	301	352	288
SARH	675	697	640	734	652	655	686	715	647	701	774	729	536	555	641	671
HDMC	197	199	217	191	143	197	186	273	204	195	218	199	205	198	219	199

San Bernardino County Pediatric Patients Base Hospital Contacts By Hospital 2013 - 2016 By Quarter



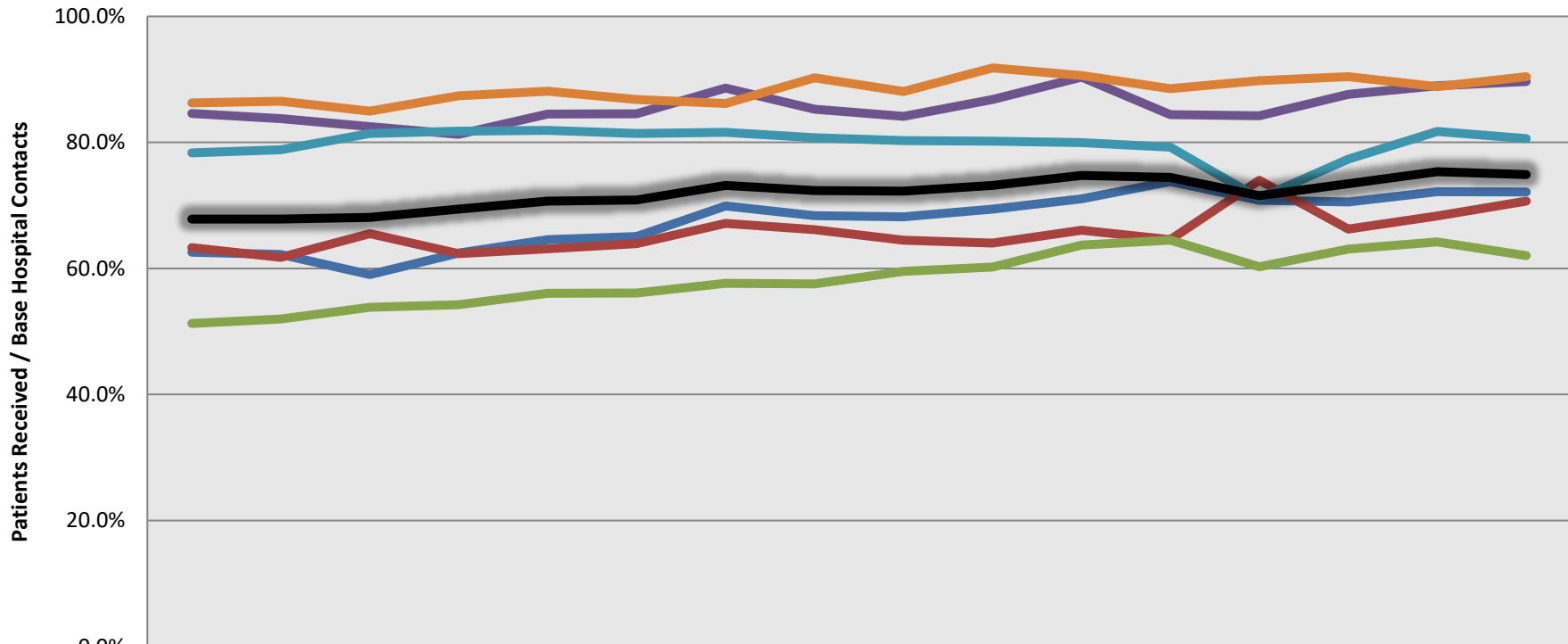
	1st	2nd	3rd	4th	1st	2nd	3rd	4th	1st	2nd	3rd	4th	1st	2nd	3rd	4th
	2013				2014				2015				2016			
— ARMC	592	570	525	456	502	494	468	434	494	404	442	533	449	442	346	379
— CVMC	259	215	218	214	214	215	210	189	221	236	249	260	251	231	223	225
— LLUMC	1,116	945	997	998	979	944	982	1,013	1,089	1,074	1,097	1,008	997	907	981	982
— RDCH	111	118	152	165	119	183	158	175	150	156	222	134	111	105	72	101
— SARH	415	399	338	341	305	315	326	306	365	327	328	283	331	254	279	289
— HDMC	74	80	80	53	70	79	67	70	86	62	45	86	70	45	72	75

San Bernardino County Patients Received Where Base Hospital is Also the Receiving Hospital 2013 - 2016 By Quarter



	1st	2nd	3rd	4th	1st	2nd	3rd	4th	1st	2nd	3rd	4th	1st	2nd	3rd	4th
	2013				2014				2015				2016			
ARMC	3,203	3,255	3,072	2,993	3,026	3,075	3,350	3,021	3,260	3,244	3,511	3,389	3,593	3,371	3,616	3,495
CVMC	1,203	1,124	1,189	1,054	1,098	1,109	1,199	1,093	1,238	1,190	1,291	1,172	1,602	1,352	1,449	1,417
LLUMC	2,737	2,657	2,934	2,755	2,888	2,855	2,923	3,026	3,207	3,348	3,839	3,684	3,632	3,584	3,665	3,466
RDCH	2,260	2,209	2,359	2,445	2,383	2,609	2,636	2,615	2,724	2,747	3,048	2,774	2,830	2,771	2,820	2,729
SARH	4,064	3,997	4,027	4,243	4,081	4,019	4,135	4,041	4,361	4,212	4,352	4,153	3,599	3,639	4,132	4,170
HDMC	1,161	1,108	1,136	1,096	1,105	1,118	1,096	1,240	1,190	1,325	1,186	1,222	1,306	1,308	1,254	1,106

San Bernardino County Percent of Patients Where Base Hospital is Also the Receiving Hospital 2013 - 2016 By Quarter



	1st	2nd	3rd	4th	1st	2nd	3rd	4th	1st	2nd	3rd	4th	1st	2nd	3rd	4th
	2013				2014				2015				2016			
ARMC	63%	62%	59%	62%	65%	65%	70%	68%	68%	69%	71%	74%	71%	71%	72%	72%
CVMC	63%	62%	66%	62%	63%	64%	67%	66%	64%	64%	66%	65%	74%	66%	68%	71%
LLUMC	51%	52%	54%	54%	56%	56%	58%	58%	60%	60%	64%	64%	60%	63%	64%	62%
RDCH	85%	84%	83%	81%	85%	85%	89%	85%	84%	87%	90%	84%	84%	88%	89%	90%
SARH	78%	79%	81%	82%	82%	81%	82%	81%	80%	80%	80%	79%	71%	77%	82%	81%
HDMC	86%	87%	85%	87%	88%	87%	86%	90%	88%	92%	91%	89%	90%	90%	89%	90%
All	68%	68%	68%	69%	71%	71%	73%	72%	72%	73%	75%	74%	72%	73%	75%	75%