

Inland Counties Emergency Medical Agency



Trauma Report

January 2016 – December 2016

Trauma Demographics
January 2016 - December 2016

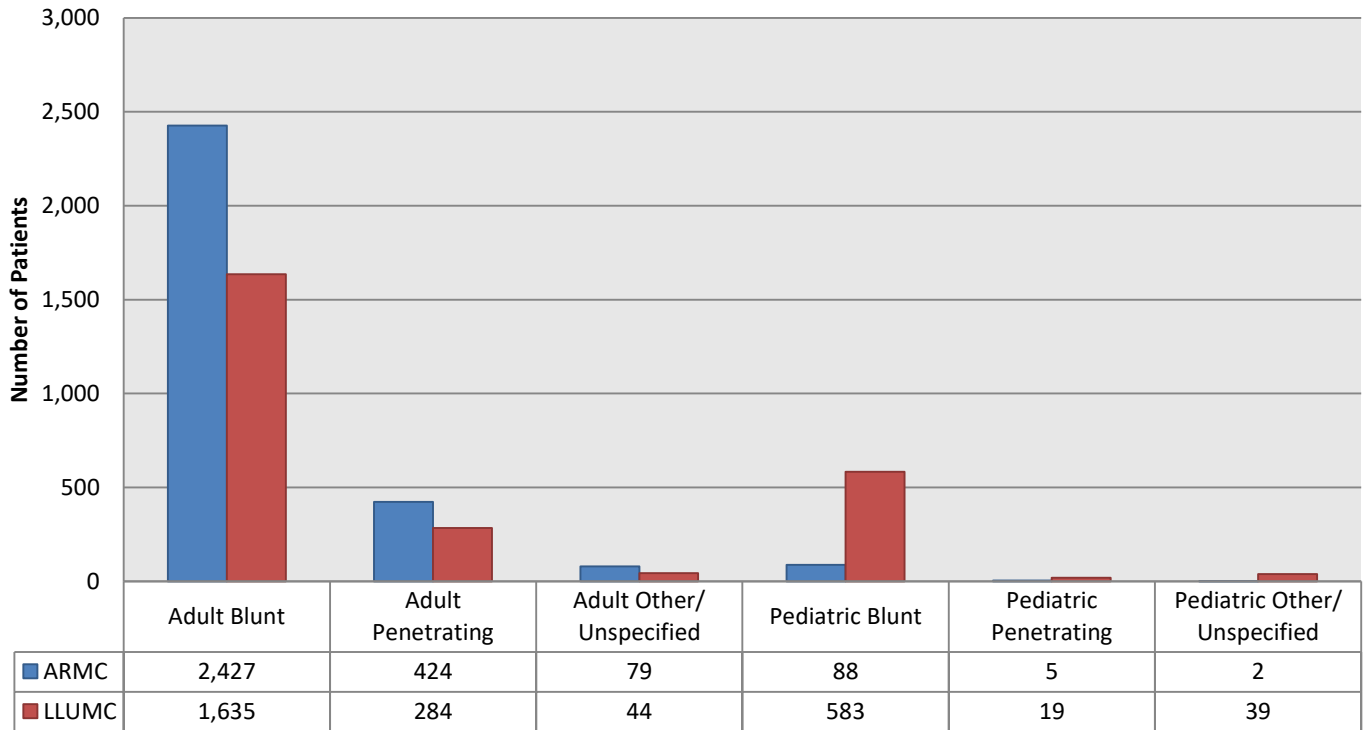
Category		ARMC				LLUMC			
		Adult		Pediatric		Adult		Pediatric	
	Number of Patients	2,930		95		1,963		641	
Type Of Injury	Blunt	2,427	82.8%	88	92.6%	1,635	83.3%	583	91.0%
	Penetrating	424	14.5%	5	5.3%	284	14.5%	19	3.0%
	Other/Unspecified	79	2.7%	2	2.1%	44	2.2%	39	6.1%
Type Of Admission	Transfer	587	20.0%	19	20.0%	353	18.0%	341	53.2%
	Direct	2,343	80.0%	76	80.0%	1,610	82.0%	300	46.8%
	Undefined	0	0.0%	0	0.0%	0	0.0%	0	0.0%
Patient Sex	Male	2,119	72.3%	64	67.4%	1,285	65.5%	378	59.0%
	Female	811	27.7%	31	32.6%	677	34.5%	263	41.0%
	Undefined	0	0.0%	0	0.0%	1	0.1%	0	0.0%
RTS on ED Admission	0	9	0.3%	0	0.0%	6	0.3%	0	0.0%
	>0 and <1	0	0.0%	0	0.0%	4	0.2%	0	0.0%
	>=1 and <2	1	0.0%	0	0.0%	1	0.1%	1	0.2%
	>=2 and <3	2	0.1%	0	0.0%	8	0.4%	3	0.5%
	>=3 and <4	3	0.1%	0	0.0%	8	0.4%	1	0.2%
	>=4 and <5	58	2.0%	0	0.0%	41	2.1%	11	1.7%
	>=5 and <6	33	1.1%	0	0.0%	44	2.2%	20	3.1%
	>=6 and <7	66	2.3%	1	1.1%	65	3.3%	34	5.3%
	>=7 and <7.84	31	1.1%	2	2.1%	81	4.1%	78	12.2%
	7.84	2,629	89.7%	55	57.9%	1,671	85.1%	402	62.7%
Undefined	98	3.3%	37	38.9%	34	1.7%	91	14.2%	
Injury Severity	0	36	1.2%	1	1.1%	3	0.2%	0	0.0%
	1 - 8	1,694	57.8%	83	87.4%	968	49.3%	314	49.0%
	9 - 12	667	22.8%	7	7.4%	455	23.2%	188	29.3%
	13 - 15	185	6.3%	2	2.1%	176	9.0%	38	5.9%
	16 - 24	222	7.6%	1	1.1%	226	11.5%	60	9.4%
	25 - 40	118	4.0%	1	1.1%	114	5.8%	39	6.1%
	41 - 49	4	0.1%	0	0.0%	10	0.5%	1	0.2%
	50 - 74	2	0.1%	0	0.0%	6	0.3%	0	0.0%
	75	2	0.1%	0	0.0%	5	0.3%	1	0.2%

Trauma Demographics
January 2016 - December 2016

Category		ARMC				LLUMC			
		Adult		Pediatric		Adult		Pediatric	
Mechanism Of Injury	Bites and Stings, nonvenomous	18	0.6%	2	2.1%	11	0.6%	13	2.0%
	Bites and Stings, venomous	0	0.0%	0	0.0%	0	0.0%	0	0.0%
	Bites/Stings, venomous	0	0.0%	0	0.0%	0	0.0%	0	0.0%
	Cut/Pierce	242	8.3%	2	2.1%	136	6.9%	3	0.5%
	Drowning/Submersion	0	0.0%	0	0.0%	0	0.0%	0	0.0%
	Fall	587	20.0%	51	53.7%	508	25.9%	293	45.7%
	Fire/Flame	4	0.1%	0	0.0%	1	0.1%	0	0.0%
	Firearm	164	5.6%	1	1.1%	137	7.0%	3	0.5%
	Hot Object/Substance	0	0.0%	0	0.0%	0	0.0%	1	0.2%
	Machinery	21	0.7%	0	0.0%	24	1.2%	1	0.2%
	Motor Vehicle-Nontraffic	133	4.5%	3	3.2%	100	5.1%	22	3.4%
	MVT-Motorcyclist	321	11.0%	1	1.1%	128	6.5%	1	0.2%
	MVT-Occupant	687	23.4%	8	8.4%	500	25.5%	86	13.4%
	MVT-Other	6	0.2%	0	0.0%	3	0.2%	1	0.2%
	MVT-Pedal Cyclist	67	2.3%	2	2.1%	23	1.2%	5	0.8%
	MVT-Pedestrian	166	5.7%	4	4.2%	73	3.7%	24	3.7%
	MVT-Unspecified	3	0.1%	0	0.0%	9	0.5%	3	0.5%
	Natural Environmental, Other	0	0.0%	0	0.0%	0	0.0%	0	0.0%
	Natural/Environmental, Other	7	0.2%	1	1.1%	1	0.1%	2	0.3%
	Other Land Transport	105	3.6%	5	5.3%	80	4.1%	18	2.8%
	Other Specified, Classifiable	41	1.4%	1	1.1%	23	1.2%	34	5.3%
	Other Specified, Foreign Body	0	0.0%	0	0.0%	1	0.1%	0	0.0%
	Other Specified, NEC	14	0.5%	0	0.0%	7	0.4%	0	0.0%
	Other Transport	8	0.3%	0	0.0%	8	0.4%	0	0.0%
	Overexertion	5	0.2%	0	0.0%	2	0.1%	0	0.0%
	Pedal cyclist, other	50	1.7%	3	3.2%	38	1.9%	20	3.1%
	Pedestrian, other	24	0.8%	3	3.2%	21	1.1%	10	1.6%
	Poisoning, Drug	0	0.0%	0	0.0%	0	0.0%	0	0.0%
	Poisoning, Non-drug	3	0.1%	0	0.0%	0	0.0%	0	0.0%
	Struck by/against	213	7.3%	7	7.4%	102	5.2%	56	8.7%
	Suffocation	0	0.0%	0	0.0%	0	0.0%	1	0.2%
	Unspecified	41	1.4%	1	1.1%	27	1.4%	44	6.9%

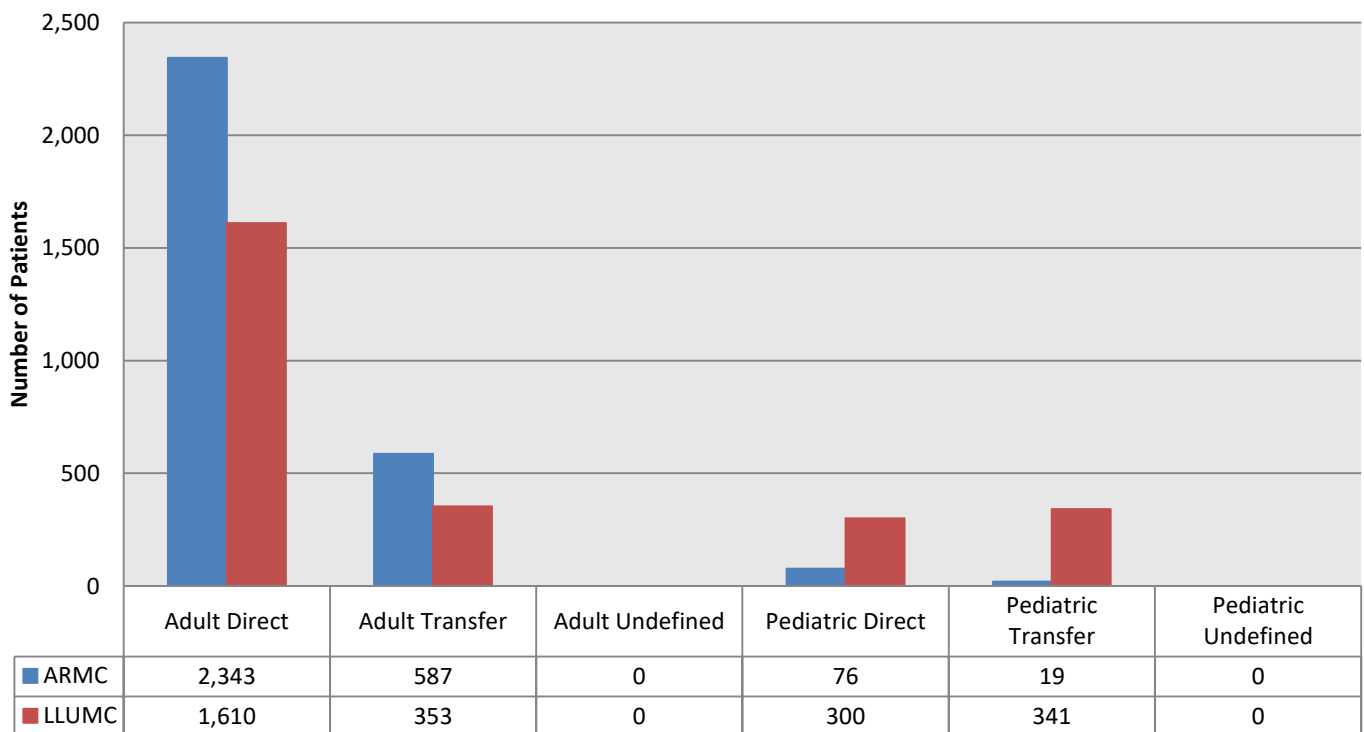
Trauma by Type of Injury January 2016 - December 2016

ARMC N = 3,025
LLUMC N = 2,604
Grand Total = 5,629



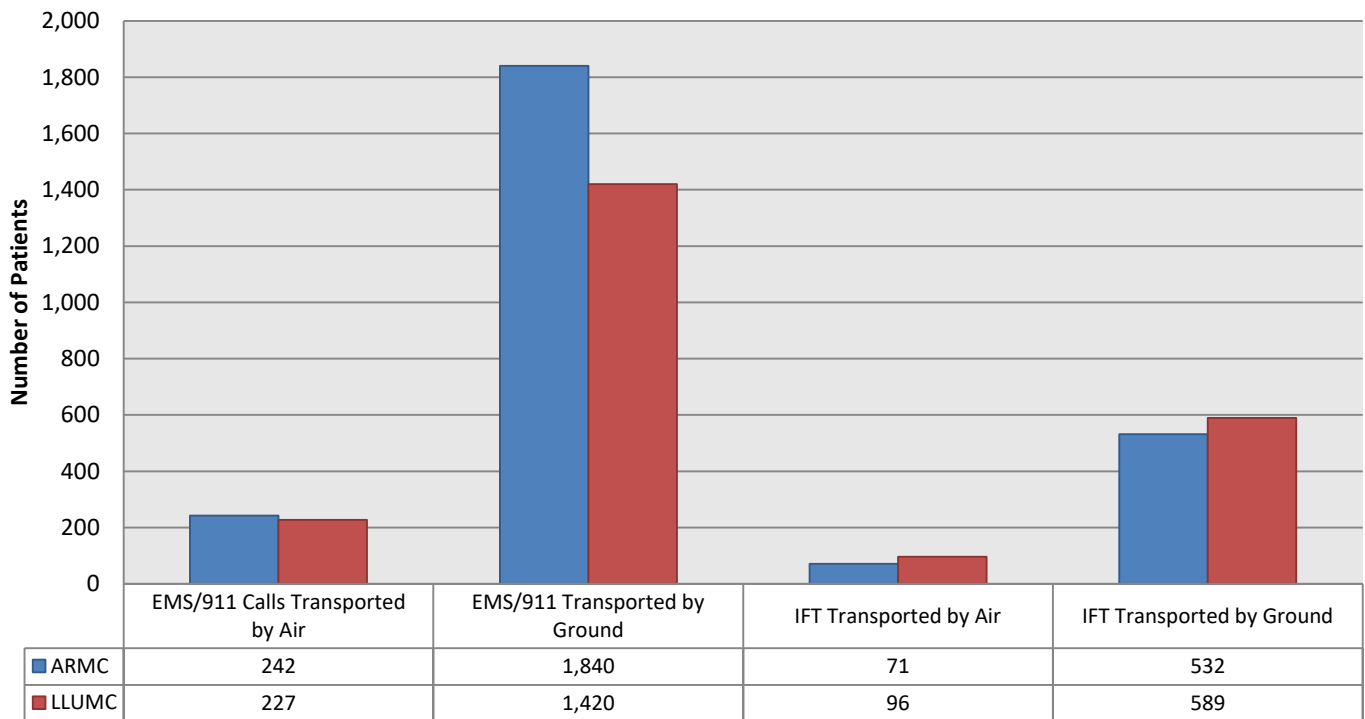
Trauma by Type of Admission January 2016 - December 2016

ARMC N = 3,025
LLUMC N = 2,604
Grand Total = 5,629



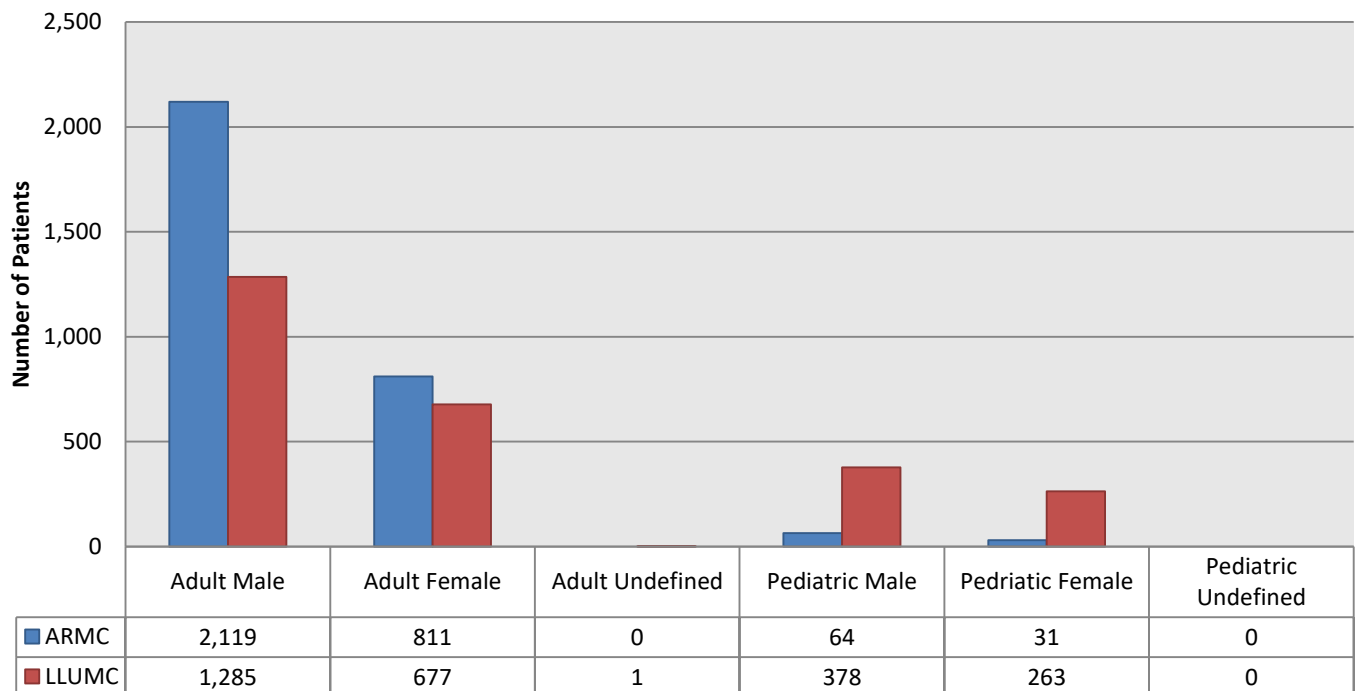
Air and Ground Transports January 2016 - December 2016

ARMC N = 2,685
LLUMC N = 2,332
Grand Total = 5,017



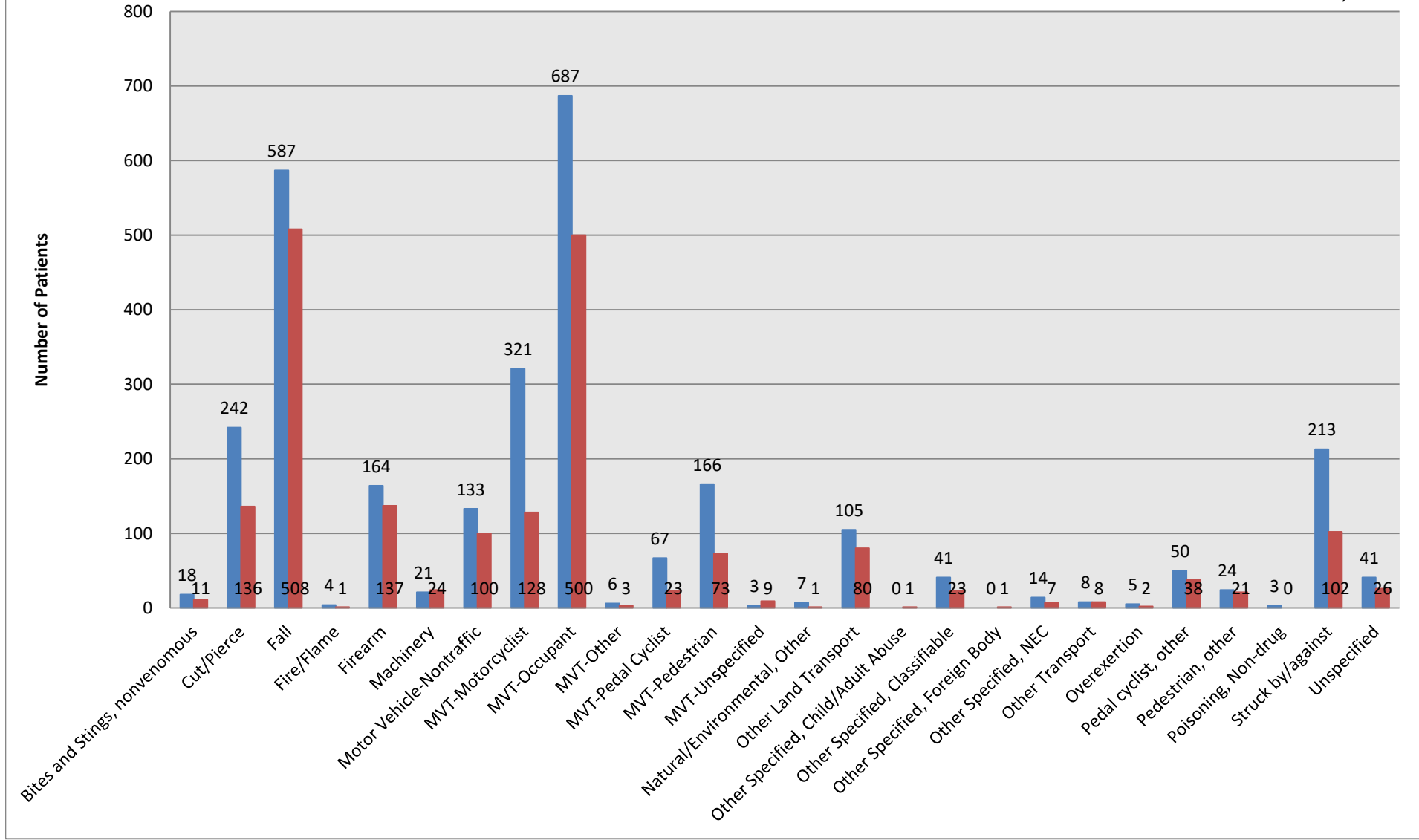
Trauma by Gender January 2016 - December 2016

ARMC N = 3,025
LLUMC N = 2,604
Grand Total = 5,629



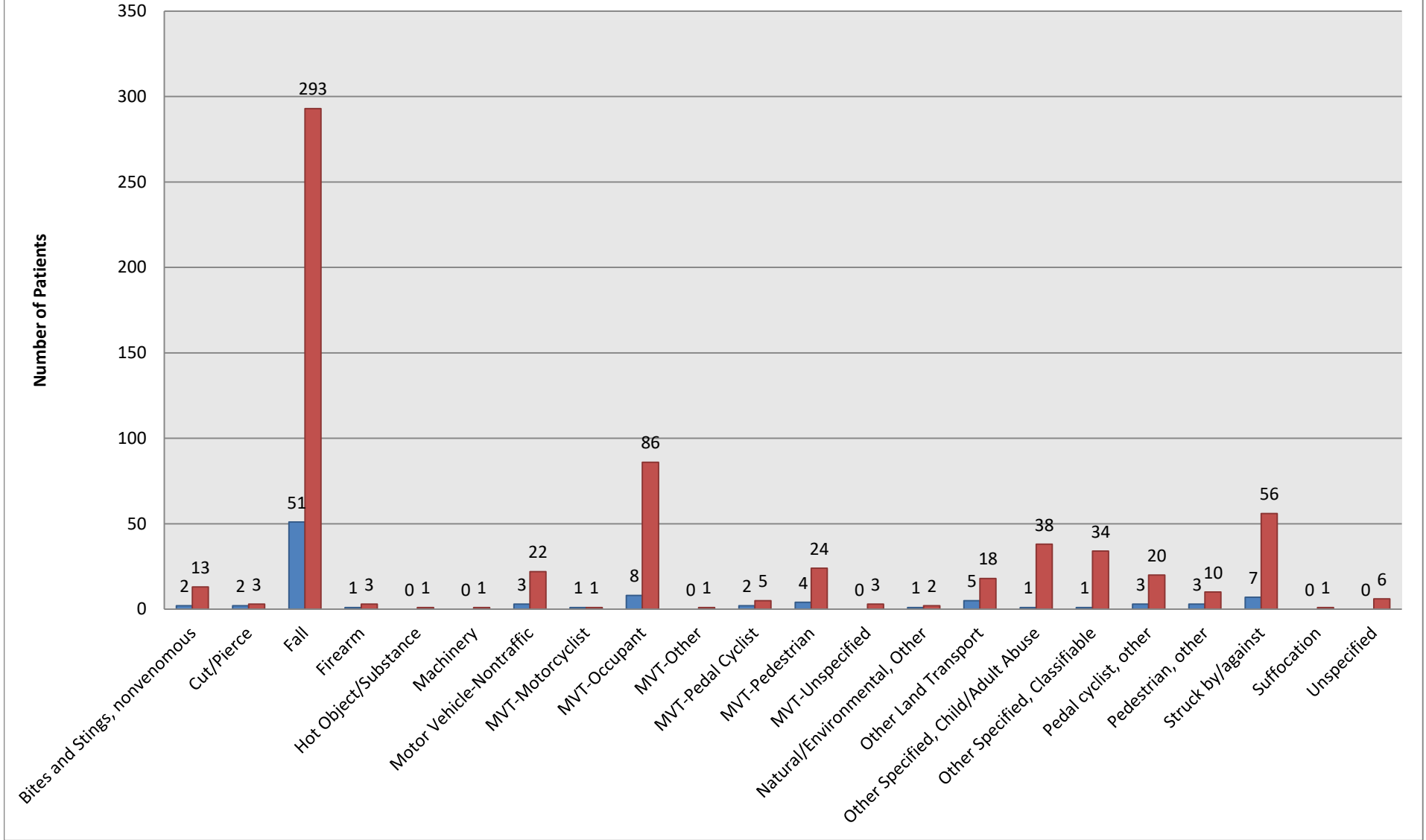
Adult Patients by Mechanism of Injury January 2016 - December 2016

■ ARMC N = 2,930
■ LLUMC N = 1,963
 Grand Total N = 4,893



Pediatric Patients by Mechanism of Injury January 2016 - December 2016

■ ARMC N = 95
■ LLUMC N = 641
 Grand Total N = 736

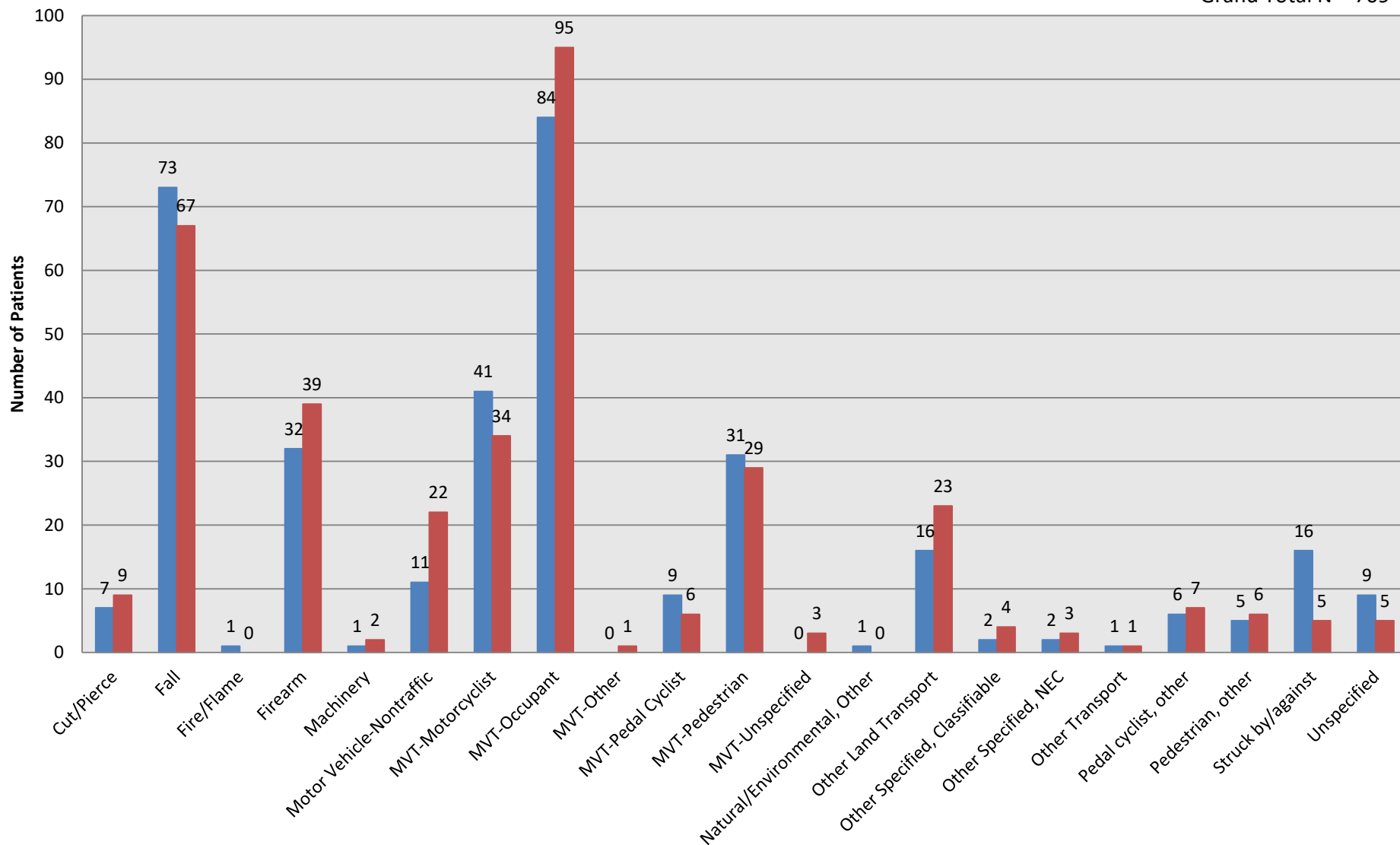


Adult Mechanism of Injury Where ISS>15 January 2016 - December 2016

■ ARMC N = 348

■ LLUMC N = 361

Grand Total N = 709



Pediatric Mechanism of Injury Where ISS>15 January 2016 - December 2016

■ ARMC N = 2
■ LLUMC N = 101
 Grand Total N = 103

