

Inland Counties Emergency Medical Agency



Trauma Report

January 2017 – December 2017

Trauma Demographics
January 2017 - December 2017

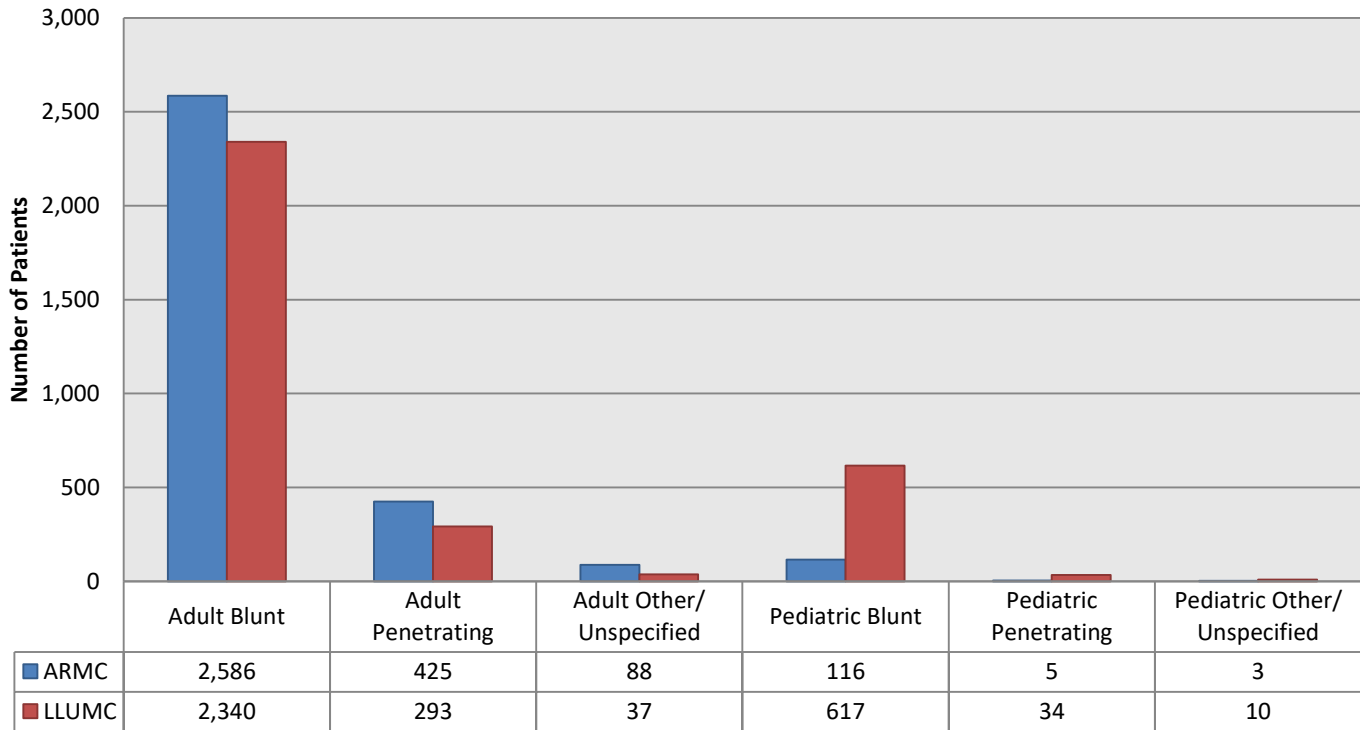
Category		ARMC				LLUMC			
		Adult		Pediatric		Adult		Pediatric	
	Number of Patients	3,099		124		2,670		661	
Type Of Injury	Blunt	2,586	83.4%	116	93.5%	2,340	87.6%	617	93.3%
	Penetrating	425	13.7%	5	4.0%	293	11.0%	34	5.1%
	Other/Unspecified	88	2.8%	3	2.4%	37	1.4%	10	1.5%
Type Of Admission	Transfer	612	19.7%	8	6.5%	458	17.2%	339	51.3%
	Direct	2,483	80.1%	116	93.5%	2,212	82.8%	322	48.7%
	Undefined	4	0.1%	0	0.0%	0	0.0%	0	0.0%
Patient Sex	Male	2,236	72.2%	83	66.9%	1,693	63.4%	382	57.8%
	Female	863	27.8%	41	33.1%	977	36.6%	279	42.2%
	Undefined	0	0.0%	0	0.0%	0	0.0%	0	0.0%
RTS on ED Admission	0	5	0.2%	0	0.0%	4	0.1%	0	0.0%
	>0 and <1	0	0.0%	0	0.0%	2	0.1%	0	0.0%
	>=1 and <2	0	0.0%	0	0.0%	5	0.2%	0	0.0%
	>=2 and <3	1	0.0%	0	0.0%	6	0.2%	5	0.8%
	>=3 and <4	5	0.2%	0	0.0%	12	0.4%	3	0.5%
	>=4 and <5	57	1.8%	0	0.0%	71	2.7%	16	2.4%
	>=5 and <6	43	1.4%	0	0.0%	59	2.2%	18	2.7%
	>=6 and <7	56	1.8%	2	1.6%	96	3.6%	36	5.4%
	>=7 and <7.84	42	1.4%	9	7.3%	100	3.7%	97	14.7%
	7.84	2,800	90.4%	75	60.5%	2,288	85.7%	463	70.0%
Undefined	90	2.9%	38	30.6%	27	1.0%	23	3.5%	
Injury Severity	0	29	0.9%	3	2.4%	5	0.2%	1	0.2%
	1 - 8	1,886	60.9%	110	88.7%	1,396	52.3%	366	55.4%
	9 - 12	617	19.9%	10	8.1%	642	24.0%	176	26.6%
	13 - 15	195	6.3%	1	0.8%	187	7.0%	29	4.4%
	16 - 24	228	7.4%	0	0.0%	276	10.3%	50	7.6%
	25 - 40	130	4.2%	0	0.0%	141	5.3%	36	5.4%
	41 - 49	4	0.1%	0	0.0%	14	0.5%	3	0.5%
	50 - 74	2	0.1%	0	0.0%	4	0.1%	0	0.0%
75	8	0.3%	0	0.0%	5	0.2%	0	0.0%	

Trauma Demographics
January 2017 - December 2017

Category		ARMC				LLUMC			
		Adult		Pediatric		Adult		Pediatric	
Mechanism Of Injury	Bites and Stings, nonvenomous	23	0.7%	1	0.8%	12	0.4%	18	2.7%
	Bites and Stings, venomous	0	0.0%	0	0.0%	0	0.0%	0	0.0%
	Bites/Stings, venomous	0	0.0%	0	0.0%	0	0.0%	0	0.0%
	Cut/Pierce	256	8.3%	2	1.6%	133	5.0%	11	1.7%
	Drowning/Submersion	0	0.0%	0	0.0%	2	0.1%	2	0.3%
	Fall	692	22.3%	70	56.5%	953	35.7%	269	40.7%
	Fire/Flame	0	0.0%	0	0.0%	3	0.1%	0	0.0%
	Firearm	146	4.7%	2	1.6%	148	5.5%	5	0.8%
	Hot Object/Substance	0	0.0%	0	0.0%	0	0.0%	0	0.0%
	Machinery	21	0.7%	0	0.0%	40	1.5%	0	0.0%
	Motor Vehicle-Nontraffic	138	4.5%	2	1.6%	98	3.7%	14	2.1%
	MVT-Motorcyclist	246	7.9%	1	0.8%	128	4.8%	0	0.0%
	MVT-Occupant	730	23.6%	6	4.8%	643	24.1%	93	14.1%
	MVT-Other	1	0.0%	0	0.0%	2	0.1%	0	0.0%
	MVT-Pedal Cyclist	47	1.5%	2	1.6%	34	1.3%	8	1.2%
	MVT-Pedestrian	144	4.6%	7	5.6%	97	3.6%	21	3.2%
	MVT-Unspecified	4	0.1%	0	0.0%	3	0.1%	0	0.0%
	Natural Environmental, Other	0	0.0%	0	0.0%	0	0.0%	0	0.0%
	Natural/Environmental, Other	8	0.3%	0	0.0%	4	0.1%	2	0.3%
	Other Land Transport	204	6.6%	9	7.3%	94	3.5%	39	5.9%
	Other Specified, Classifiable	52	1.7%	3	2.4%	28	1.0%	6	0.9%
	Other Specified, Foreign Body	0	0.0%	0	0.0%	0	0.0%	0	0.0%
	Other Specified, NEC	22	0.7%	1	0.8%	12	0.4%	0	0.0%
	Other Transport	2	0.1%	0	0.0%	7	0.3%	1	0.2%
	Overexertion	8	0.3%	0	0.0%	0	0.0%	1	0.2%
	Pedal cyclist, other	50	1.6%	2	1.6%	41	1.5%	28	4.2%
	Pedestrian, other	36	1.2%	0	0.0%	24	0.9%	15	2.3%
	Poisoning, Drug	0	0.0%	0	0.0%	0	0.0%	0	0.0%
	Poisoning, Non-drug	1	0.0%	0	0.0%	0	0.0%	0	0.0%
	Struck by/against	216	7.0%	14	11.3%	139	5.2%	41	6.2%
	Suffocation	0	0.0%	1	0.8%	2	0.1%	2	0.3%
	Unspecified	52	1.7%	1	0.8%	23	0.9%	85	12.9%

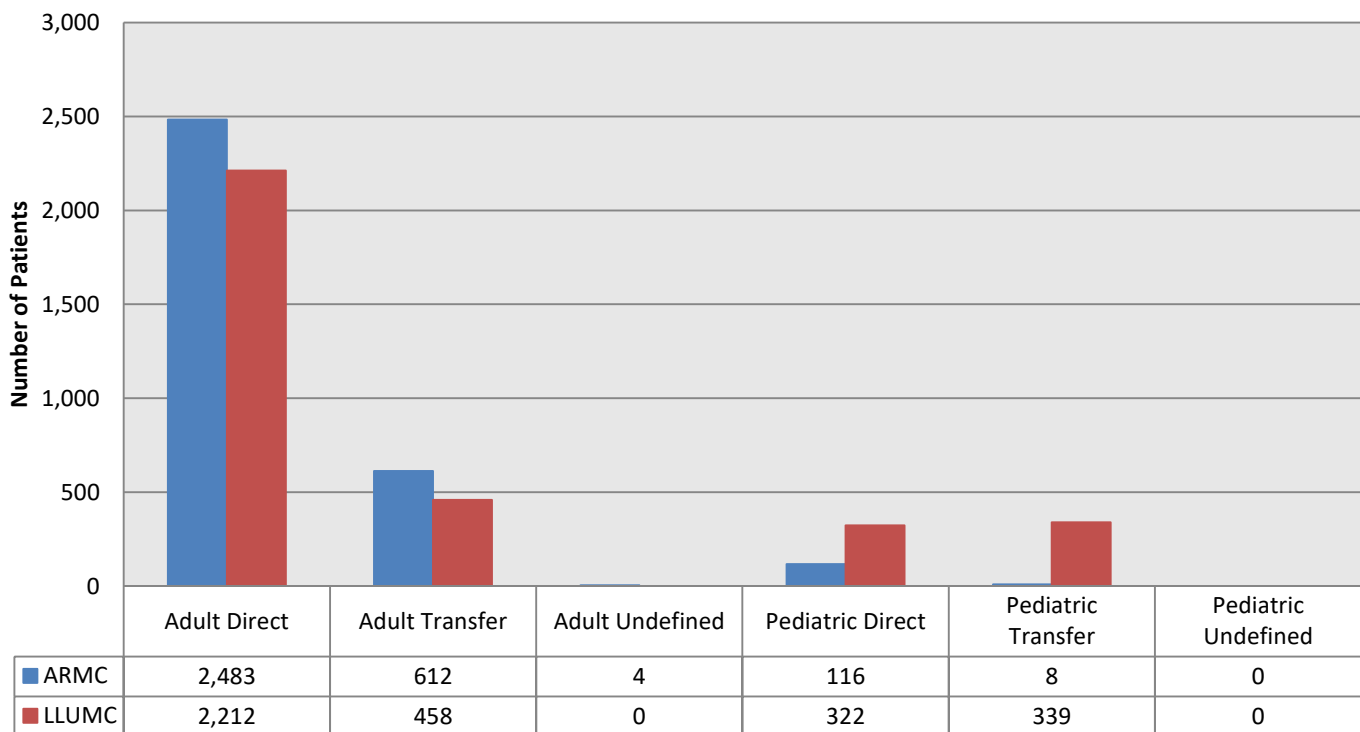
Trauma by Type of Injury January 2017 - December 2017

ARMC N = 3,223
LLUMC N = 3,331
Grand Total = 6,554



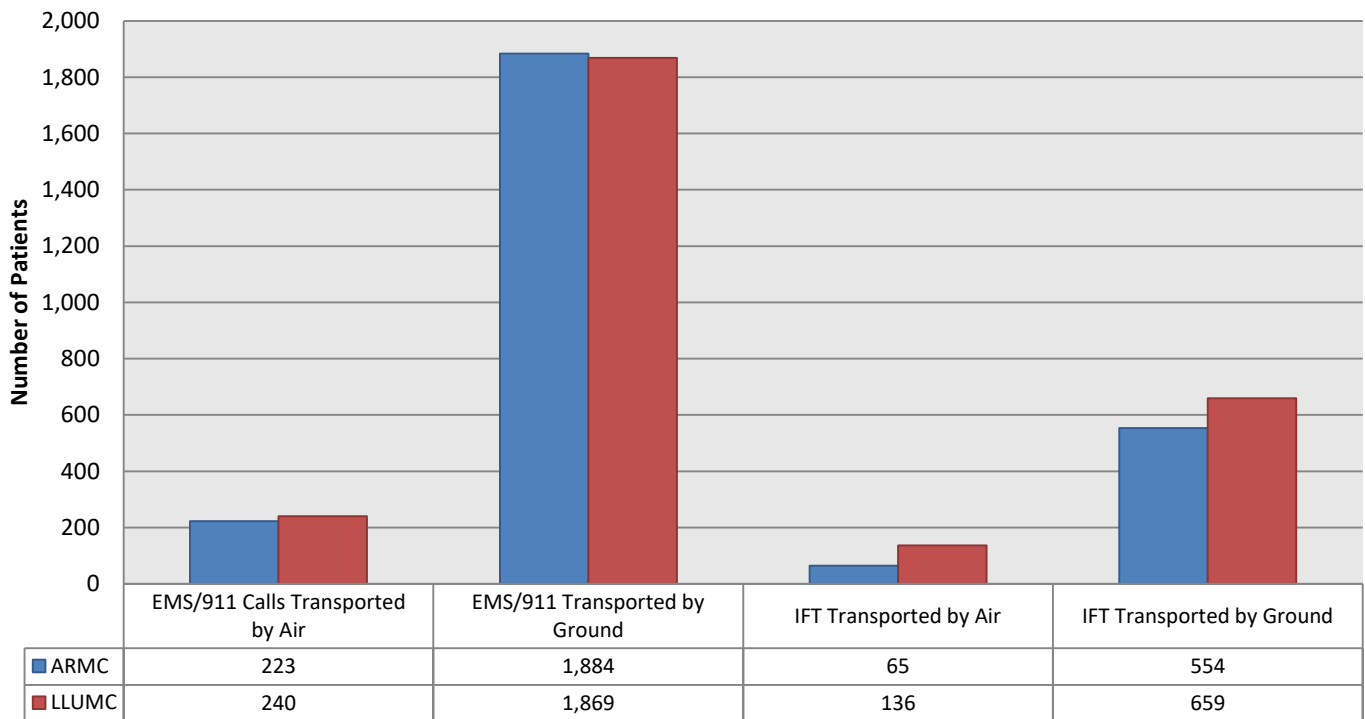
Trauma by Type of Admission January 2017 - December 2017

ARMC N = 3,223
LLUMC N = 3,331
Grand Total = 6,554



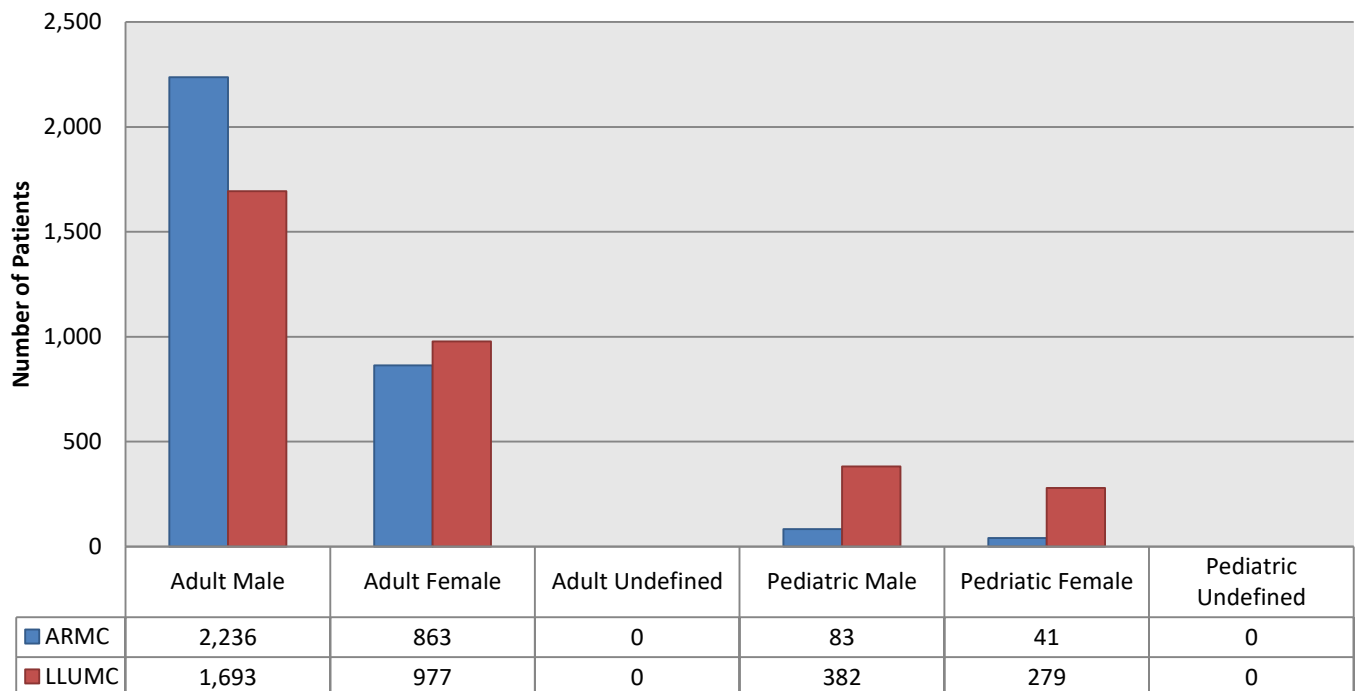
Air and Ground Transports January 2017 - December 2017

ARMC N = 2,726
LLUMC N = 2,904
Grand Total = 5,630



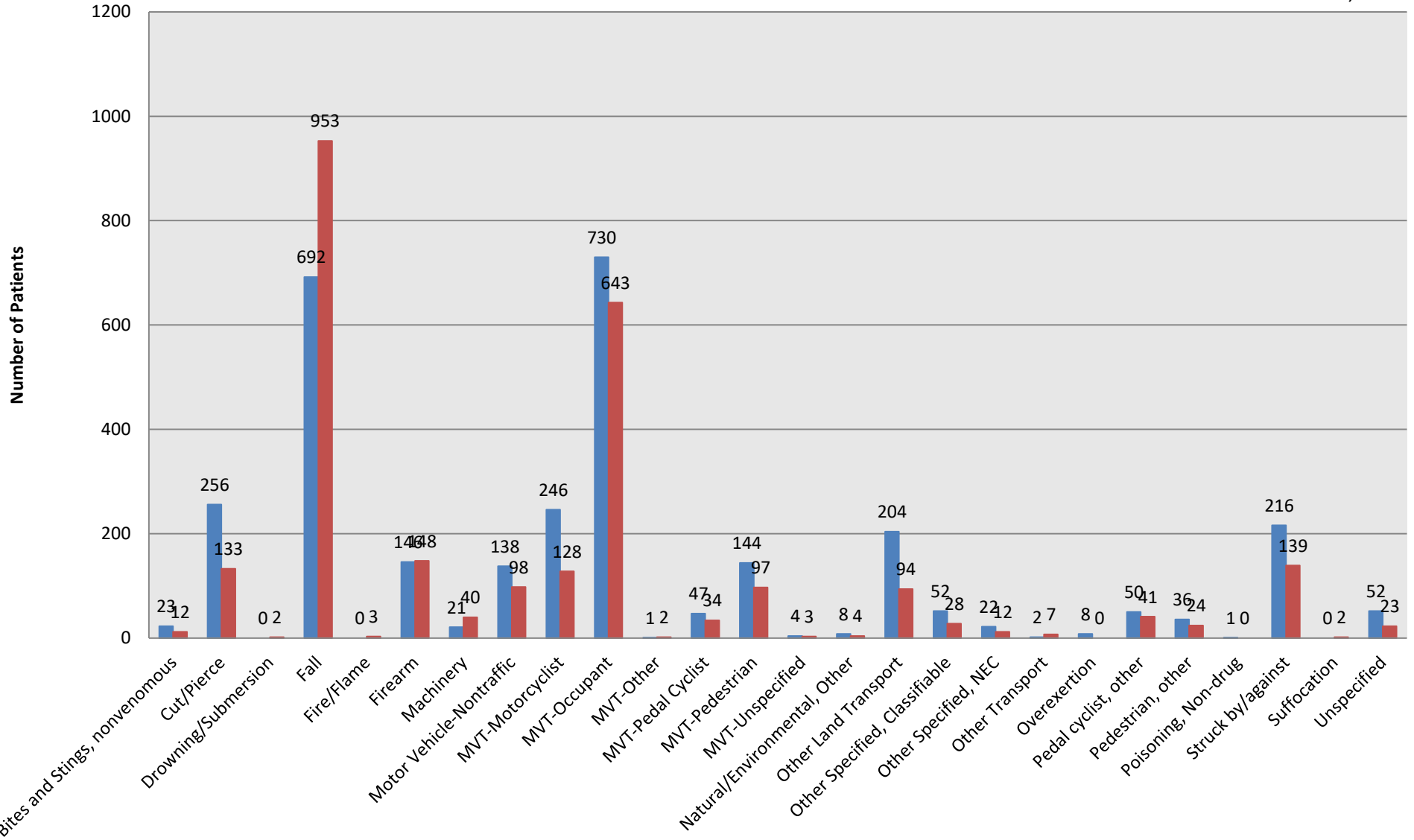
Trauma by Gender January 2017 - December 2017

ARMC N = 3,223
LLUMC N = 3,331
Grand Total = 6,554



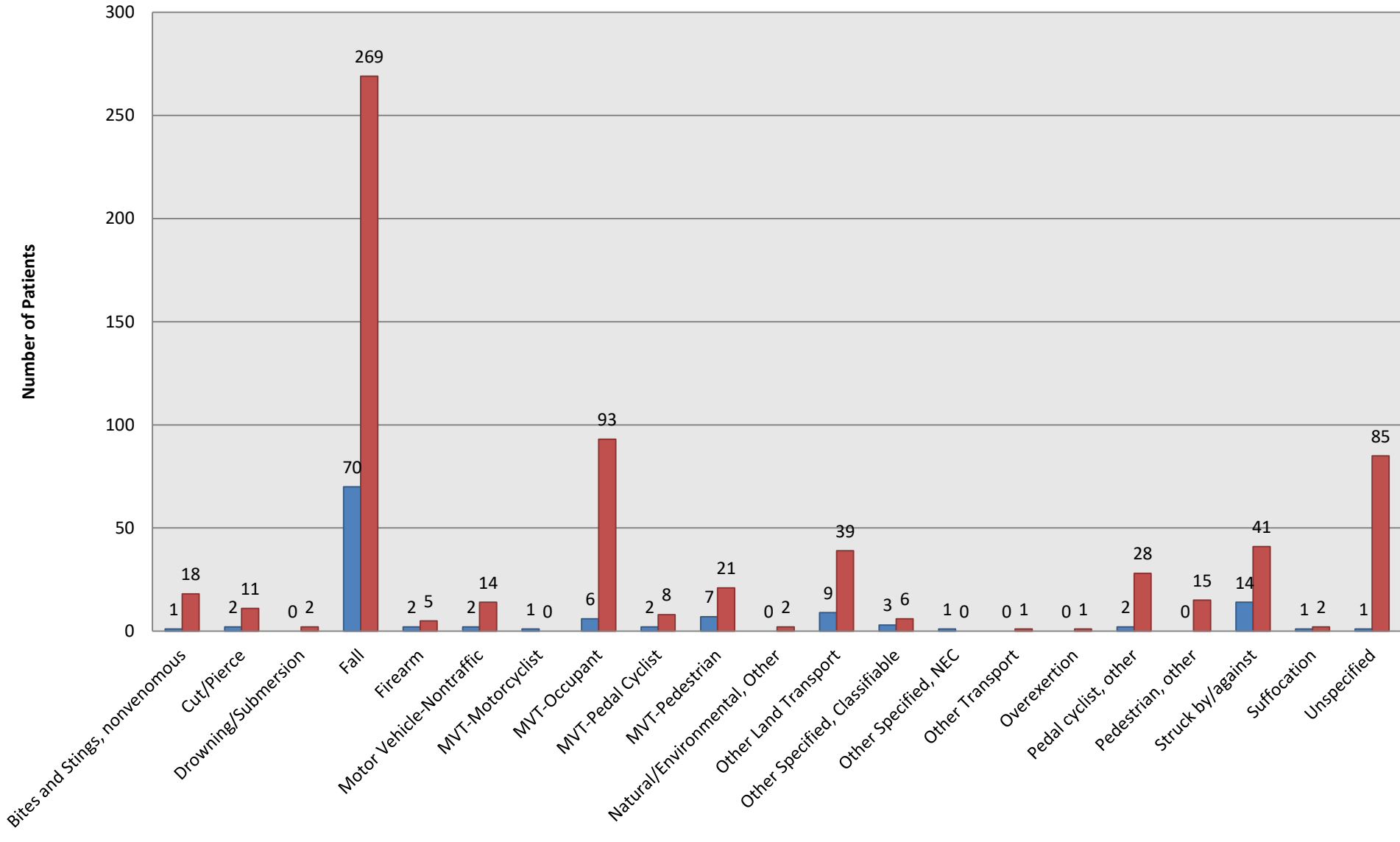
Adult Patients by Mechanism of Injury January 2017 - December 2017

■ ARMC N = 3,099
■ LLUMC N = 2,670
 Grand Total N = 5,769



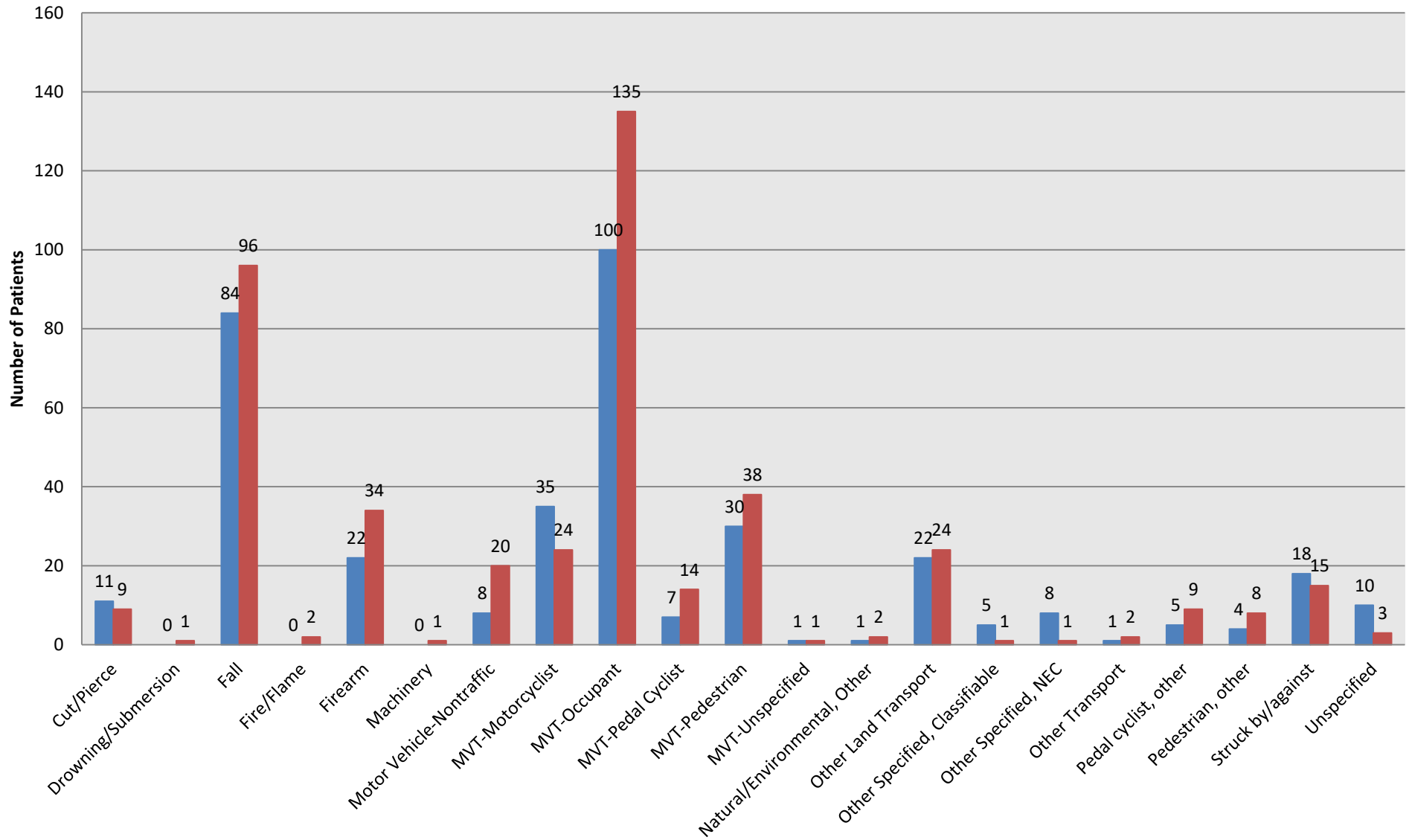
Pediatric Patients by Mechanism of Injury January 2017 - December 2017

■ ARMC N = 124
■ LLUMC N = 661
 Grand Total N = 785



Adult Mechanism of Injury Where ISS>15 January 2017 - December 2017

■ ARMC N = 372
■ LLUMC N = 440
 Grand Total N = 812



Pediatric Mechanism of Injury Where ISS>15 January 2017 - December 2017

■ ARMC N = 0
■ LLUMC N = 89
 Grand Total N = 89

