

Inland Counties Emergency Medical Agency



Trauma Report

January 2018 – December 2018

Trauma Demographics January 2018 - December 2018									
Category		ARMC				LLUMC*			
		Adult		Pediatric		Adult		Pediatric	
	Number of Patients	3,237		97		2,735		662	
Type Of Injury	Blunt	2,786	86.1%	88	90.7%	2,417	88.4%	634	95.8%
	Penetrating	387	12.0%	3	3.1%	282	10.3%	26	3.9%
	Other/Unspecified	64	2.0%	6	6.2%	36	1.3%	2	0.3%
Type Of Admission	Transfer	593	18.3%	5	5.2%	461	16.9%	349	52.7%
	Direct	2,644	81.7%	92	94.8%	2,274	83.1%	313	47.3%
	Undefined	0	0.0%	0	0.0%	0	0.0%	0	0.0%
Patient Sex	Male	2,210	68.3%	57	58.8%	1,710	62.5%	385	58.2%
	Female	1,027	31.7%	40	41.2%	1,024	37.4%	277	41.8%
	Undefined	0	0.0%	0	0.0%	1	0.0%	0	0.0%
RTS on ED Admission	0	7	0.2%	0	0.0%	2	0.1%	0	0.0%
	>0 and <1	0	0.0%	1	1.0%	1	0.0%	0	0.0%
	>=1 and <2	3	0.1%	0	0.0%	13	0.5%	1	0.2%
	>=2 and <3	2	0.1%	0	0.0%	5	0.2%	1	0.2%
	>=3 and <4	5	0.2%	1	1.0%	12	0.4%	6	0.9%
	>=4 and <5	43	1.3%	2	2.1%	74	2.7%	11	1.7%
	>=5 and <6	44	1.4%	0	0.0%	62	2.3%	9	1.4%
	>=6 and <7	74	2.3%	0	0.0%	102	3.7%	45	6.8%
	>=7 and <7.84	34	1.1%	2	2.1%	127	4.6%	73	11.0%
	7.84	2,948	91.1%	51	52.6%	2,298	84.0%	451	68.1%
Undefined	77	2.4%	40	41.2%	39	1.4%	65	9.8%	
Injury Severity	0	83	2.6%	7	7.2%	9	0.3%	1	0.2%
	1 - 8	1,921	59.3%	79	81.4%	1,497	54.7%	398	60.1%
	9 - 12	673	20.8%	6	6.2%	602	22.0%	159	24.0%
	13 - 15	162	5.0%	0	0.0%	171	6.3%	22	3.3%
	16 - 24	263	8.1%	1	1.0%	285	10.4%	52	7.9%
	25 - 40	122	3.8%	3	3.1%	149	5.4%	30	4.5%
	41 - 49	7	0.2%	0	0.0%	11	0.4%	0	0.0%
	50 - 74	3	0.1%	1	1.0%	9	0.3%	0	0.0%
	75	3	0.1%	0	0.0%	2	0.1%	0	0.0%

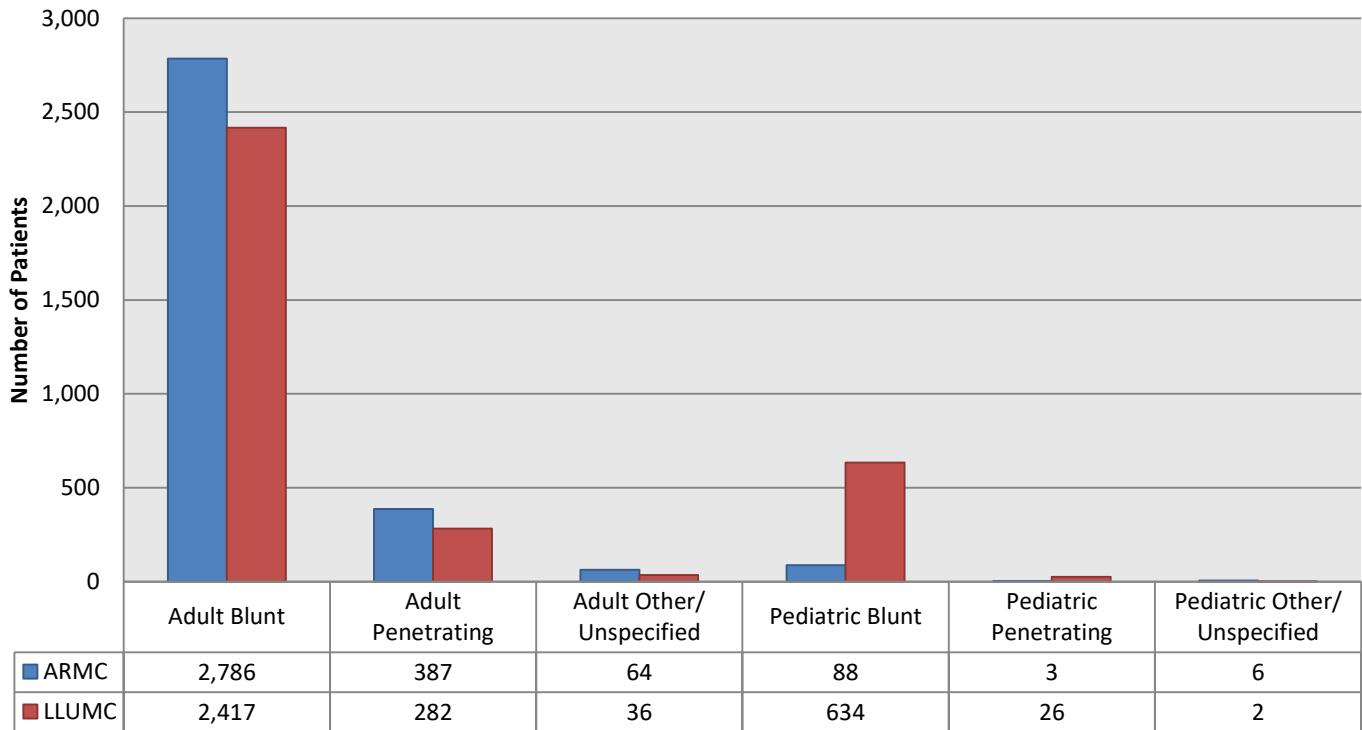
*Note: One incident excluded for potential duplication.

Trauma Demographics
January 2018 - December 2018

Category		ARMC				LLUMC			
		Adult		Pediatric		Adult		Pediatric	
Mechanism Of Injury	Bites and Stings, nonvenomous	14	0.4%	0	0.0%	7	0.3%	12	1.8%
	Bites and Stings, venomous	0	0.0%	0	0.0%	1	0.0%	0	0.0%
	Bites/Stings, venomous	0	0.0%	0	0.0%	0	0.0%	0	0.0%
	Cut/Pierce	216	6.7%	1	1.0%	127	4.6%	11	1.7%
	Drowning/Submersion	3	0.1%	4	4.1%	0	0.0%	2	0.3%
	Fall	858	26.5%	51	52.6%	1,006	36.8%	281	42.4%
	Fire/Flame	1	0.0%	0	0.0%	2	0.1%	0	0.0%
	Firearm	157	4.9%	2	2.1%	148	5.4%	3	0.5%
	Hot Object/Substance	0	0.0%	0	0.0%	2	0.1%	0	0.0%
	Machinery	22	0.7%	0	0.0%	31	1.1%	3	0.5%
	Motor Vehicle-Nontraffic	230	7.1%	5	5.2%	153	5.6%	25	3.8%
	MVT-Motorcyclist	259	8.0%	0	0.0%	156	5.7%	0	0.0%
	MVT-Occupant	804	24.8%	14	14.4%	629	23.0%	96	14.5%
	MVT-Other	2	0.1%	0	0.0%	2	0.1%	0	0.0%
	MVT-Pedal Cyclist	43	1.3%	1	1.0%	36	1.3%	6	0.9%
	MVT-Pedestrian	172	5.3%	3	3.1%	96	3.5%	14	2.1%
	MVT-Unspecified	2	0.1%	0	0.0%	8	0.3%	0	0.0%
	Natural Environmental, Other	0	0.0%	0	0.0%	0	0.0%	0	0.0%
	Natural/Environmental, Other	10	0.3%	1	1.0%	3	0.1%	1	0.2%
	Other Land Transport	46	1.4%	2	2.1%	32	1.2%	12	1.8%
	Other Specified, Classifiable	49	1.5%	4	4.1%	33	1.2%	12	1.8%
	Other Specified, Foreign Body	0	0.0%	0	0.0%	0	0.0%	0	0.0%
	Other Specified, NEC	23	0.7%	0	0.0%	6	0.2%	0	0.0%
	Other Transport	2	0.1%	0	0.0%	9	0.3%	0	0.0%
	Overexertion	2	0.1%	1	1.0%	3	0.1%	2	0.3%
	Pedal cyclist, other	49	1.5%	1	1.0%	34	1.2%	22	3.3%
	Pedestrian, other	18	0.6%	1	1.0%	25	0.9%	9	1.4%
	Poisoning, Drug	0	0.0%	0	0.0%	0	0.0%	0	0.0%
	Poisoning, Non-drug	0	0.0%	0	0.0%	0	0.0%	0	0.0%
	Struck by/against	225	7.0%	5	5.2%	154	5.6%	40	6.0%
Suffocation	13	0.4%	0	0.0%	1	0.0%	0	0.0%	
Unspecified	17	0.5%	1	1.0%	31	1.1%	111	16.8%	

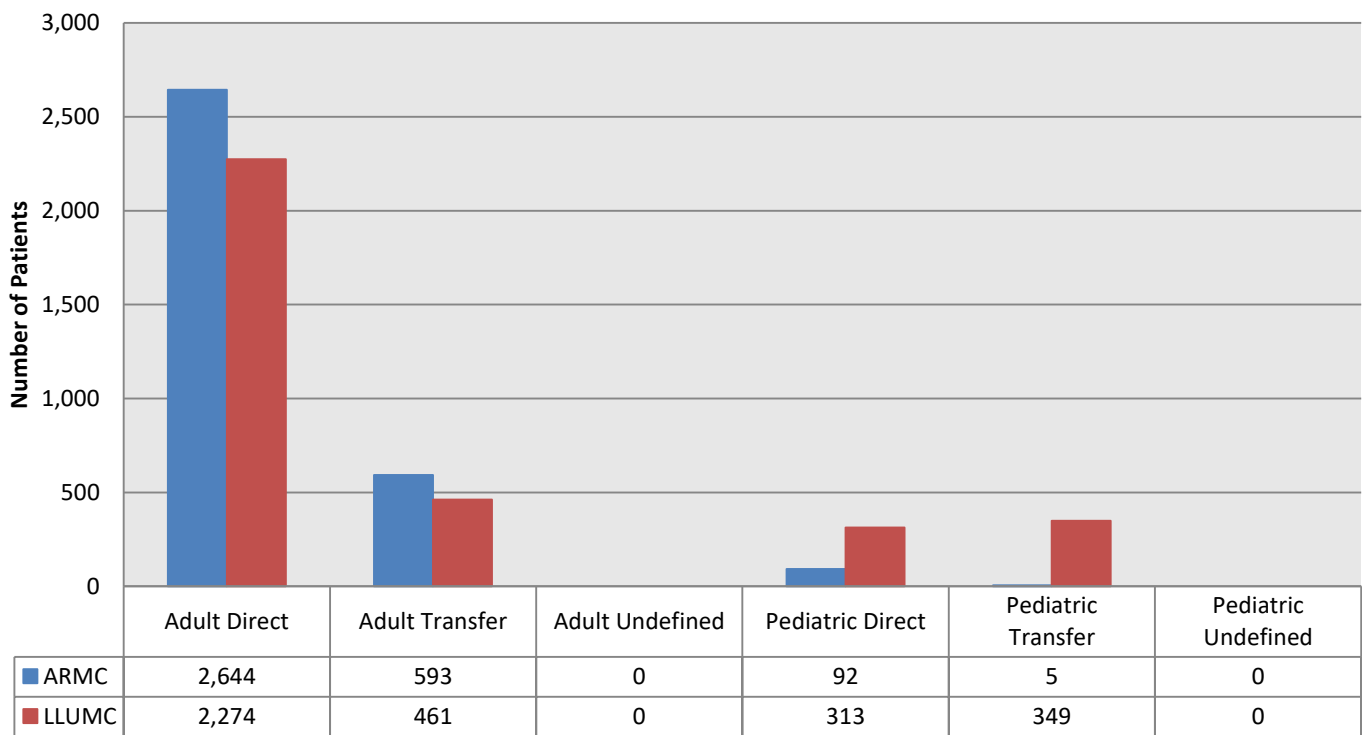
Trauma by Type of Injury January 2018 - December 2018

ARMC N = 3,334
LLUMC N = 3,397
Grand Total = 6,731



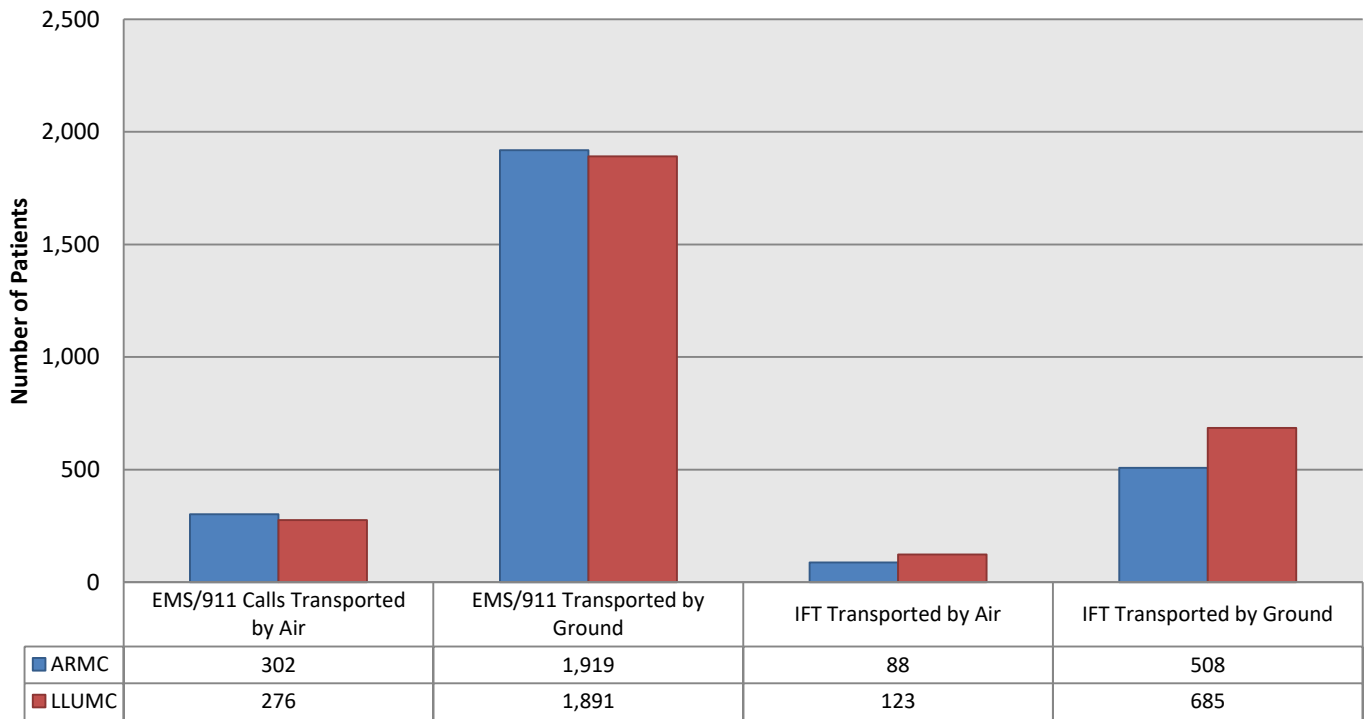
Trauma by Type of Admission January 2018 - December 2018

ARMC N = 3,334
LLUMC N = 3,397
Grand Total = 6,731



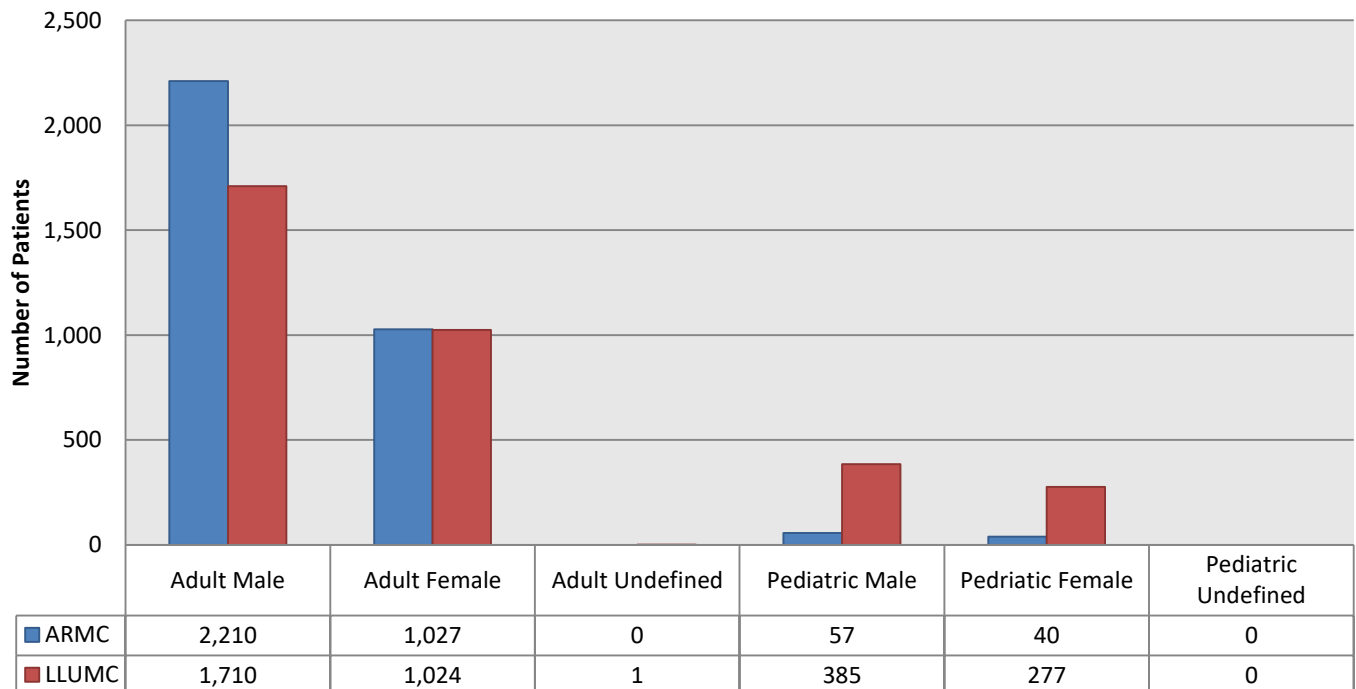
Air and Ground Transports January 2018 - December 2018

ARMC N = 2,817
LLUMC N = 2,975
Grand Total = 5,792



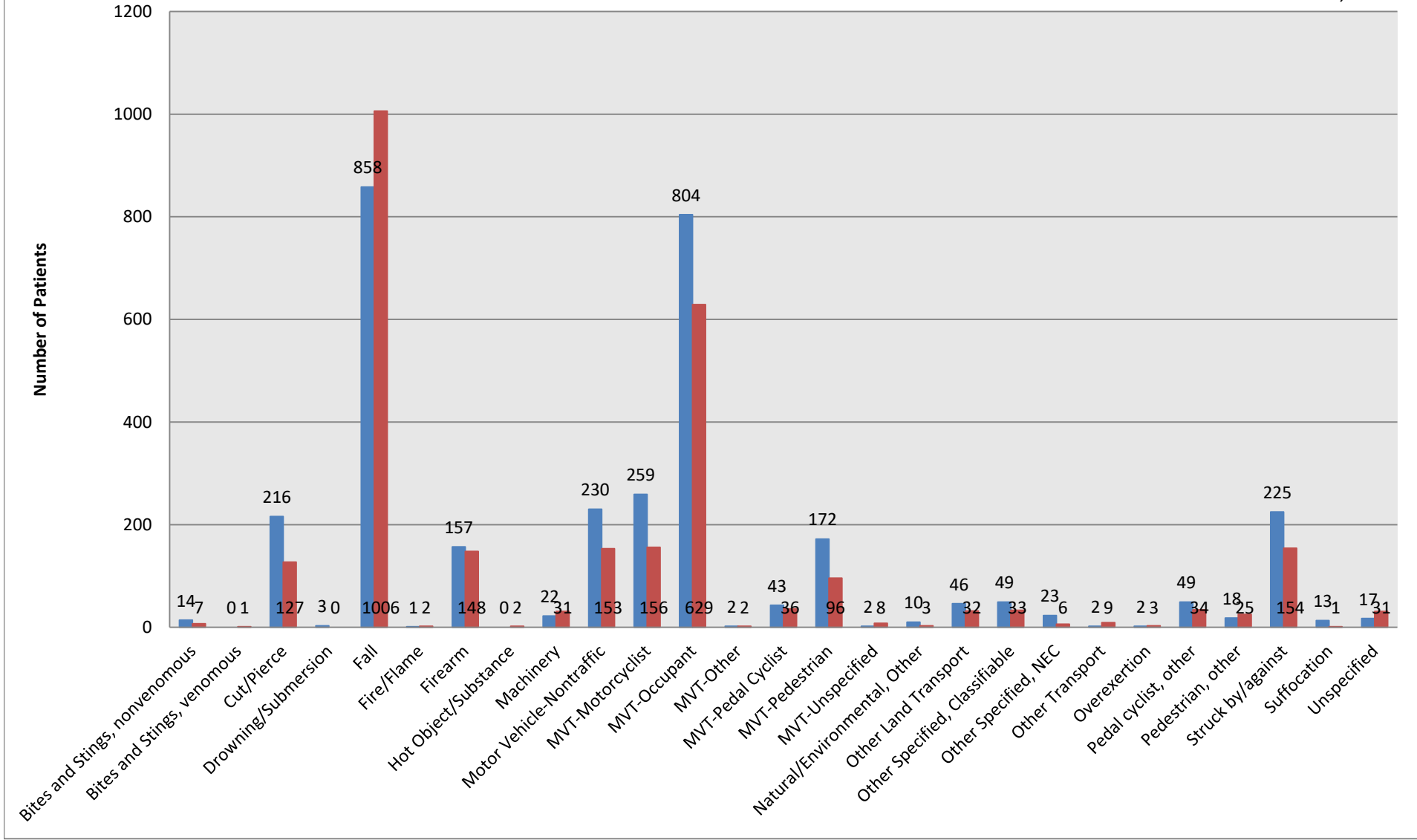
Trauma by Gender January 2018 - December 2018

ARMC N = 3,334
LLUMC N = 3,397
Grand Total = 6,731



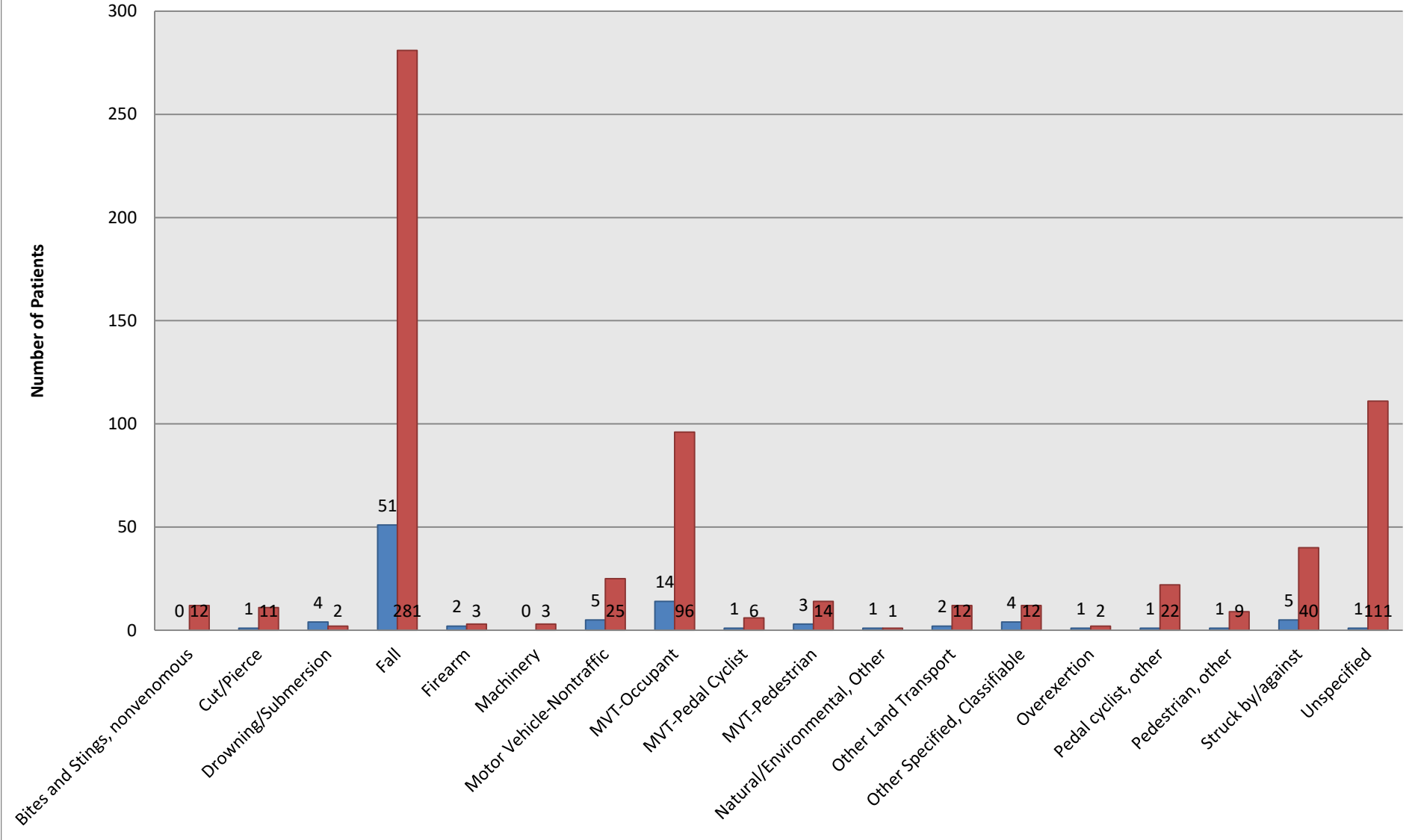
Adult Patients by Mechanism of Injury January 2018 - December 2018

■ ARMC N = 3,237
■ LLUMC N = 2,735
 Grand Total N = 5,972



Pediatric Patients by Mechanism of Injury January 2018 - December 2018

■ ARMC N = 97
■ LLUMC N = 662
 Grand Total N = 759

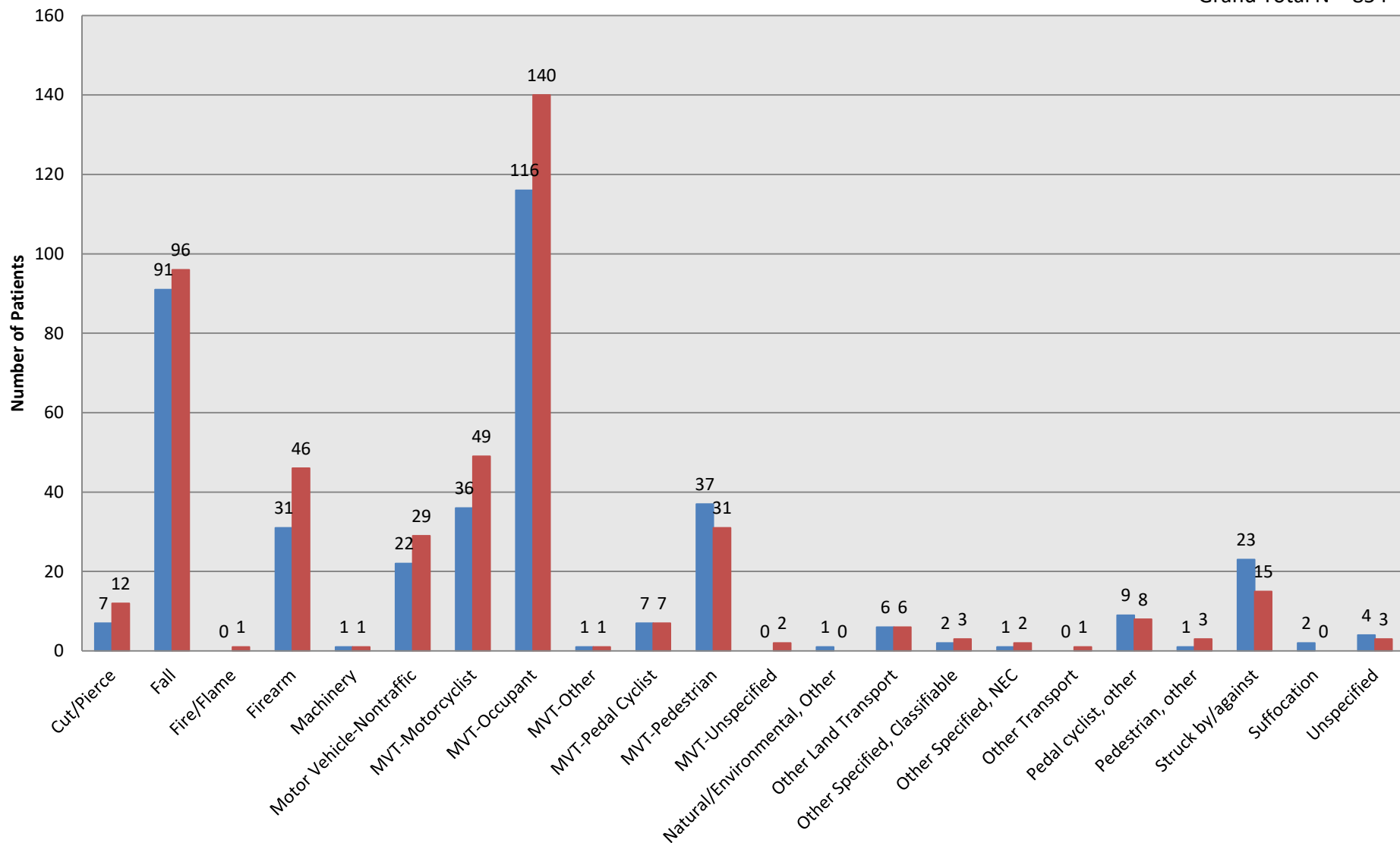


Adult Mechanism of Injury Where ISS>15 January 2018 - December 2018

■ ARMC N = 398

■ LLUMC N = 456

Grand Total N = 854



Pediatric Mechanism of Injury Where ISS>15 January 2018 - December 2018

■ ARMC N = 5
■ LLUMC N = 82
 Grand Total N = 87

